

**GIFFORDS
LAW CENTER**
TO PREVENT GUN VIOLENCE

STATE OF GUN VIOLENCE

50 State Factsheets



giffordslawcenter.org

THE STATE OF GUN VIOLENCE IN **ALABAMA**

Gun violence exacts a serious toll in Alabama, with 961 lives lost to gun violence each year. State lawmakers can and must do more to keep residents safe and save lives from gun violence.

GUN SUICIDE

- Nearly 55% of all gun deaths in Alabama are suicides, and nearly 70% of all suicide deaths in Alabama involve firearms.
- From 2013 to 2017, 2,634 people in Alabama died by gun-related suicide—one every 17 hours.

URBAN GUN VIOLENCE

- Gun violence has a disproportionate impact on urban communities of color.
- Black men make up less than 13% of Alabama's population, but 63% of the state's gun homicide victims.
- In Alabama, black men ages 18–24 are nearly 16 times more likely than white men the same age to be murdered with a gun.


TRAFFICKING

- Because of the state's weak gun laws, guns are purchased in Alabama and trafficked to states with stronger gun laws, where they end up in the hands of people unable to pass a background check.
- From 2013 to 2017, 9,614 guns originally purchased in Alabama were recovered after being used in crime in other states.

YOUNG PEOPLE AND GUNS

- Exposure to gun violence can cause lasting trauma in young people, leading to PTSD, chronic stress, and decreased future earnings.
- From 2013 to 2017, 911 people under age 25 were killed with a gun in Alabama.
- Guns are the second-leading cause of death for Alabama children ages 1–17.

Published January 2020. Sources: CDC WONDER, ATF Firearms Trace Data Reports.



Alabama earned an F on our Annual Gun Law Scorecard. Visit gunlawscorecard.org to learn how to raise your state's grade.

ANNUAL COST OF
GUN VIOLENCE:

**\$4.9
BILLION**
\$1,019 PER RESIDENT



9 HOURS
Someone is killed with a gun every nine hours in Alabama. That's 961 people a year.

PROVEN SOLUTIONS TO PREVENT GUN VIOLENCE IN ALABAMA

Alabama lacks many basic gun safety laws and has not enacted meaningful gun safety legislation in recent years. Alabama has the country's second-highest gun death rate and exports crime guns at the sixth-highest rate among the states. To save lives from gun violence, Alabama lawmakers could **pass laws requiring background checks and waiting periods for all firearm sales, and strengthen regulations for assault weapons and large capacity magazines.** [Learn more about Alabama's gun laws at lawcenter.giffords.org/AL.](http://lawcenter.giffords.org/AL)

THE STATE OF GUN VIOLENCE IN **ALASKA**

Gun violence has a devastating impact on Alaska, which has the highest gun death rate of all 50 states. Lawmakers owe it to their constituents to strengthen Alaska's gun laws.

GUN SUICIDE

- More than 70% of all gun deaths in Alaska are suicides, and 63% of all suicide deaths in Alaska involve firearms.
- From 2008 to 2017, 1,089 people in Alaska died by gun-related suicide.

DOMESTIC VIOLENCE

- Guns make domestic violence incidents far more likely to end in death.
- Nearly 50% of Alaska's intimate partner homicides involve a gun.

TRAFFICKING

- Because of the state's weak gun laws, guns are purchased in Alaska and trafficked to states with stronger gun laws, where they end up in the hands of criminals and people unable to pass a background check.
- From 2013 to 2017, 1,687 guns originally purchased in Alaska were recovered after being used in crime in other states.

YOUNG PEOPLE AND GUNS

- Exposure to gun violence can cause lasting trauma in young people, leading to PTSD, chronic stress, and decreased future earnings.
- From 2008 to 2017, 410 people under age 25 were killed with a gun in Alaska.
- Guns are the leading cause of death for Alaska children ages 1-17.

Published January 2020. Sources: CDC WONDER, ATF Firearms Trace Data Report, FBI Supplementary Homicide Reports.

PROVEN SOLUTIONS TO PREVENT GUN VIOLENCE IN ALASKA

Alaska has very weak gun laws and the highest gun death rate among the states. Despite its distance from the rest of the country, Alaska supplies crime guns to other states at the fifth-highest rate. Lawmakers in Alaska could save lives by **passing a law requiring background checks for all firearm sales and passing an extreme risk protection order law.** [Learn more about Alaska's gun laws at lawcenter.giffords.org/AK.](http://lawcenter.giffords.org/AK)



Alaska earned an F on our Annual Gun Law Scorecard. Visit gunlawscorecard.org to learn how to raise your state's grade.

ANNUAL COST OF GUN VIOLENCE:

**\$763
MILLION**

\$1,049 PER RESIDENT



2 DAYS
Someone is killed with a gun every two days in Alaska. That's 165 people a year.

THE STATE OF GUN VIOLENCE IN **ARIZONA**

Gun violence poses a serious public safety risk to Arizonans, more than a thousand of whom die from gun violence each year. By failing to enact strong gun laws, Arizona lawmakers continue to endanger residents.

GUN SUICIDE

- Nearly 71% of all gun deaths in Arizona are suicides, and more than 57% of all suicide deaths in Arizona involve firearms.
- From 2013 to 2017, 3,592 people in Arizona died by gun-related suicide. That's one every 12 hours.

URBAN GUN VIOLENCE

- Gun violence has a disproportionate impact on urban communities of color.
- Black and Hispanic men make up less than 17% of Arizona's population, but account for more than 48% of the state's gun homicide victims.
- In Arizona, black men ages 18–24 are nine times more likely than white men the same age to be murdered with a gun.

DOMESTIC VIOLENCE

- Guns make domestic violence incidents far more likely to end in death.
- More than 67% of Arizona's intimate partner homicides involve a gun.
- From 2007 to 2016, 183 women were killed with a gun by their intimate partner in Arizona.

YOUNG PEOPLE AND GUNS

- Exposure to gun violence can cause lasting trauma in young people, leading to PTSD, chronic stress, and decreased future earnings.
- From 2013 to 2017, 801 people under age 25 were killed with a gun in Arizona.
- Guns are the third-leading cause of death for Arizona children ages 1–17.

Published January 2020. Sources: CDC WONDER, FBI Supplementary Homicide Reports.

PROVEN SOLUTIONS TO PREVENT GUN VIOLENCE IN ARIZONA

Arizona has some of the weakest gun laws in the nation. The state has the 18th-highest gun death rate and exports crime guns at more than twice the national rate. To protect its residents from gun violence, Arizona could **enact an extreme risk prevention law and require background checks on all gun purchases.** [Learn more about Arizona's gun laws at \[lawcenter.giffords.org/AZ\]\(http://lawcenter.giffords.org/AZ\).](#)



Arizona earned an F on our Annual Gun Law Scorecard. Visit gunlawscorecard.org to learn how to raise your state's grade.

ANNUAL COST OF GUN VIOLENCE:

**\$5.4
BILLION**

\$815 PER RESIDENT



9 HOURS

Someone is killed with a gun every nine hours in Arizona. That's 1,013 people a year.

THE STATE OF GUN VIOLENCE IN **ARKANSAS**

Gun violence has a devastating impact on Arkansas, claiming the lives of hundreds of residents each year. State lawmakers can and must do more to keep their constituents safe and save lives from gun violence.

GUN SUICIDE

- 64% of all gun deaths in Arkansas are suicides, and more than 61% of all suicide deaths in Arkansas involve firearms.
- From 2013 to 2017, 1,710 people in Arkansas died by gun-related suicide—one every 26 hours.

URBAN GUN VIOLENCE

- Gun violence has a disproportionate impact on urban communities of color.
- Black men make up less than 8% of Arkansas's population, but account for half of the state's gun homicide victims.
- In Arkansas, black men ages 18–24 are more than 16 times more likely than white men the same age to be murdered with a gun.

DOMESTIC VIOLENCE

- Guns make domestic violence incidents far more likely to end in death.
- More than 60% of Arkansas's intimate partner homicides involve a gun.
- From 2007 to 2016, 62 women were killed with a gun by their intimate partner in Arkansas.

YOUNG PEOPLE AND GUNS

- Exposure to gun violence can cause lasting trauma in young people, leading to PTSD, chronic stress, and decreased future earnings.
- From 2013 to 2017, 479 people under age 25 were killed with a gun in Arkansas.
- Guns are the second-leading cause of death for Arkansas children ages 1–17.

Published January 2020. Sources: CDC WONDER, FBI Supplementary Homicide Reports.

PROVEN SOLUTIONS TO PREVENT GUN VIOLENCE IN ARKANSAS

Arkansas has some of the weakest gun laws in the country and has enacted few meaningful gun safety laws in recent years. The state has the seventh-highest gun death rate and supplies crime guns to other states at the 14th-highest rate. To save lives from gun violence, Arkansas could **pass laws requiring background checks and waiting periods for all firearm sales and prohibit domestic violence misdemeanants from possessing firearms.** [Learn more about Arkansas's gun laws at \[lawcenter.giffords.org/AR\]\(http://lawcenter.giffords.org/AR\).](#)



Arkansas earned an F on our Annual Gun Law Scorecard. Visit gunlawscorecard.org to learn how to raise your state's grade.

**ANNUAL COST OF
GUN VIOLENCE:**

**\$2.8
BILLION**

\$939 PER RESIDENT



16 HOURS

Someone is killed with a gun every 16 hours in Arkansas. That's 534 people a year.

THE STATE OF GUN VIOLENCE IN CALIFORNIA

Despite strong gun safety laws and a low gun death rate compared to other states, over 3,000 Californians are killed by a gun each year. State lawmakers must continue to enact proactive gun safety measures.

GUN SUICIDE

- More than half of all gun deaths in California are suicides, and nearly 40% of all suicide deaths in California involve firearms.
- From 2013 to 2017, 7,917 people in California died by gun-related suicide. That's one every 6 hours.

URBAN GUN VIOLENCE

- Gun violence has a disproportionate impact on urban communities of color.
- Black men make up less than 4% of California's population, but account for nearly 31% of the state's gun homicide victims.
- In California, black men ages 18–24 are more than 18 times more likely than white men the same age to be murdered with a gun.

DOMESTIC VIOLENCE

- Guns make domestic violence incidents far more likely to end in death.
- Nearly 50% of California's intimate partner homicides involve a gun.
- From 2007 to 2016, 572 women were killed with a gun by their intimate partner in California.

YOUNG PEOPLE AND GUNS

- Exposure to gun violence can cause lasting trauma in young people, leading to PTSD, chronic stress, and decreased future earnings.
- From 2013 to 2017, 3,278 people under age 25 were killed with a gun in California.
- Guns are the third-leading cause of death for California children ages 1–17.

Published January 2020. Sources: CDC WONDER, FBI Supplementary Homicide Reports.



California earned an A on our Annual Gun Law Scorecard. Visit gunlawscorecard.org to learn how to raise your state's grade.

ANNUAL COST OF GUN VIOLENCE:

**\$18
BILLION**
\$479 PER RESIDENT



3 HOURS
Someone is killed with a gun every three hours in California. That's 3,086 people a year.

PROVEN SOLUTIONS TO PREVENT GUN VIOLENCE IN CALIFORNIA

California has the strongest gun laws in the United States and was one of the first states in the nation to enact an extreme risk protection order law. The state has the seventh-lowest gun death rate in the country and the fifth-lowest crime gun export rate. To further strengthen its gun laws, California could **increase funding to community violence prevention programs and address the ways some residents manage to skirt existing gun regulations.** [Learn more about California's gun laws at \[lawcenter.giffords.org/CA\]\(http://lawcenter.giffords.org/CA\).](#)

THE STATE OF GUN VIOLENCE IN COLORADO

Gun violence exacts a serious toll on Colorado, with hundreds of residents killed with a gun each year, and even more wounded. Lawmakers in Colorado can and must do more to save lives.

GUN SUICIDE

- Nearly 78% of gun deaths in Colorado are suicides, and more than half of all suicide deaths in Colorado involve firearms.
- From 2013 to 2017, 2,774 people in Colorado died by gun-related suicide. That's one every 16 hours.

URBAN GUN VIOLENCE

- Gun violence has a disproportionate impact on urban communities of color.
- Black and Hispanic men make up less than 13% of Colorado's population, but account for more than 47% of the state's gun homicide victims.
- In Colorado, black men ages 18–24 are nearly 13 times more likely than white men the same age to be murdered with a gun.

DOMESTIC VIOLENCE

- Guns make domestic violence incidents far more likely to end in death.
- Over 55% of Colorado's intimate partner homicides involve a gun.
- From 2007 to 2016, 133 people were killed with a gun by their intimate partner in Colorado.


YOUNG PEOPLE AND GUNS

- Exposure to gun violence can cause lasting trauma in young people, leading to PTSD, chronic stress, and decreased future earnings.
- From 2013 to 2017, 604 people under age 25 were killed with a gun in Colorado.
- Guns are the second-leading cause of death for Colorado children ages 1–17.

Published January 2020. Sources: CDC WONDER, Colorado Bureau of Investigation, Keating Research.

PROVEN SOLUTIONS TO PREVENT GUN VIOLENCE IN COLORADO

Colorado has stronger gun laws than many states, but still has significant room for improvement. The state has the 24th-highest gun death rate and exports roughly the same number of crime guns it imports. To save lives, lawmakers in Colorado could **pass laws requiring waiting periods for all firearm sales, raise the minimum age to purchase a gun to 21, and require owners to report lost and stolen firearms.** [Learn more about Colorado's gun laws at lawcenter.giffords.org/CO.](https://www.lawcenter.giffords.org/CO)



Colorado earned a C+ on our Annual Gun Law Scorecard. Visit [gunlawscorecard.org](https://www.gunlawscorecard.org) to learn how to raise your state's grade.

ANNUAL COST OF GUN VIOLENCE:

**\$3.5
BILLION**

\$668 PER RESIDENT



12 HOURS
Someone is killed with a gun every 12 hours in Colorado. That's 715 people a year.

THE STATE OF GUN VIOLENCE IN CONNECTICUT

Connecticut has made important progress in strengthening its gun laws in recent years, yet too many residents lose their lives to gun violence. Lawmakers can and should do more to protect their constituents.

GUN SUICIDE

- More than 60% of gun deaths in Connecticut are suicides, and nearly 30% of all suicide deaths in Connecticut involve firearms.
- From 2008 to 2017, 1,074 people in Connecticut died by gun-related suicide.

URBAN GUN VIOLENCE

- Gun violence has a disproportionate impact on urban communities of color.
- Black men make up less than 6% of Connecticut's population, but account for more than 53% of the state's gun homicide victims.
- In Connecticut, black men ages 18–35 are nearly 39 times more likely than white men the same age to be murdered with a gun.

DOMESTIC VIOLENCE

- Guns make domestic violence incidents far more likely to end in death.
- Nearly 50% of Connecticut's intimate partner homicides involve a gun.
- From 2007 to 2016, 39 women were killed with a gun by their intimate partner in Connecticut.


YOUNG PEOPLE AND GUNS

- Exposure to gun violence can cause lasting trauma in young people, leading to PTSD, chronic stress, and decreased future earnings.
- From 2008 to 2017, 404 people under age 25 were killed with a gun in Connecticut.

Published January 2020. Sources: CDC WONDER, FBI Supplementary Homicide Reports.

PROVEN SOLUTIONS TO PREVENT GUN VIOLENCE IN CONNECTICUT

Connecticut has some of the strongest gun laws in the country. The state has the fifth-lowest gun death rate and the seventh-lowest rate of crime gun exports. To further strengthen its gun laws, Connecticut could **increase funding to community violence intervention programs and strengthen relinquishment laws.** [Learn more about Connecticut's gun laws at \[lawcenter.giffords.org/CT\]\(http://lawcenter.giffords.org/CT\).](#)



Connecticut earned an A- on our Annual Gun Law Scorecard. Visit gunlawscorecard.org to learn how to raise your state's grade.

ANNUAL COST OF
GUN VIOLENCE:

**\$1.2
BILLION**

\$333 PER RESIDENT



2 DAYS
Someone is killed with a gun every two days in Connecticut. That's 179 people a year.

THE STATE OF GUN VIOLENCE IN **DELAWARE**

Even though Delaware has stronger gun safety laws than many other states, lawmakers should continue to act proactively to protect their constituents and enact policies and programs that prevent shootings.

GUN SUICIDE

- Nearly 54% of gun deaths in Delaware are suicides, and nearly half of all suicide deaths in Delaware involve firearms.
- From 2008 to 2017, 503 people in Delaware died by gun-related suicide.

URBAN GUN VIOLENCE

- Gun violence has a disproportionate impact on urban communities of color.
- Black men make up just 11% of Delaware's population, but account for more than 76% of the state's gun homicide victims.
- In Delaware, black men ages 18–35 are nearly 32 times more likely than white men the same age to be murdered with a gun.

DOMESTIC VIOLENCE

- Guns make domestic violence incidents far more likely to end in death.
- Nearly 50% of Delaware's intimate partner homicides involve a gun.


YOUNG PEOPLE AND GUNS

- Exposure to gun violence can cause lasting trauma in young people, leading to PTSD, chronic stress, and decreased future earnings.
- From 2008 to 2017, 229 people under age 25 were killed with a gun in Delaware.
- Guns are the third-leading cause of death for Delaware children ages 1–17.

Published January 2020. Sources: CDC WONDER, FBI Supplementary Homicide Reports.

PROVEN SOLUTIONS TO PREVENT GUN VIOLENCE IN DELAWARE

Delaware has stronger gun laws than most states. The state has the 15th-lowest gun death rate and supplies crime guns to other states at the 21st-highest rate. To further strengthen its gun laws, Delaware could **require a license to purchase a firearm, direct funding to community-driven violence intervention strategies in underserved communities, and restrict undetectable and untraceable firearms.** [Learn more about Delaware's gun laws at lawcenter.giffords.org/DE.](https://www.lawcenter.giffords.org/DE)



Delaware earned a B on our Annual Gun Law Scorecard. Visit gunlawscorecard.org to learn how to raise your state's grade.

ANNUAL COST OF GUN VIOLENCE:

**\$611
MILLION**

\$654 PER RESIDENT



4 DAYS

Someone is killed with a gun every four days in Delaware. That's 107 people a year.

THE STATE OF GUN VIOLENCE IN FLORIDA

Florida has made progress strengthening its gun safety laws since the Parkland shooting, yet there remains much more for lawmakers to do to protect the thousands of Floridians who die from gun violence each year.

GUN SUICIDE

- More than 63% of gun deaths in Florida are suicides, and more than half of all suicide deaths in Florida involve firearms.
- From 2013 to 2017, 8,129 people in Florida died by gun-related suicide. That's one every 5 hours.

URBAN GUN VIOLENCE

- Gun violence has a disproportionate impact on urban communities of color.
- Black men make up less than 9% of Florida's population, but nearly 53% of gun homicide victims.
- In Florida, black men ages 18–24 are 12 times more likely than white men the same age to be murdered with a gun.

GUN TRAFFICKING

- Because of the state's weak gun laws, guns are purchased in Florida and trafficked to states with stronger gun laws, where they end up in the hands of criminals and people unable to pass a background check.
- From 2013 to 2017, 16,630 guns originally purchased in Florida were recovered after being used in crimes in other states.

YOUNG PEOPLE AND GUNS

- Exposure to gun violence can cause lasting trauma in young people, leading to PTSD, chronic stress, and decreased future earnings.
- From 2013 to 2017, 2,224 people under age 25 were killed with a gun in Florida.
- Guns are the third-leading cause of death for Florida children ages 1–17.

Published January 2020. Sources: CDC WONDER, ATF Firearms Trace Data Reports, Quinnipiac University.

PROVEN SOLUTIONS TO PREVENT GUN VIOLENCE IN FLORIDA

In 2018, Florida passed a robust package of gun safety laws following the shooting at Marjory Stoneman Douglas High School. The state has the 28th-highest gun death rate in the country and the 35th-highest rate of crime gun exports. To save lives from gun violence, Florida legislators could **require a background check on all firearm sales, expand domestic violence firearm prohibitions to include dating partners, and direct funding to community-driven violence intervention programs.** [Learn more about Florida's gun laws at lawcenter.giffords.org/FL.](http://lawcenter.giffords.org/FL)



Florida earned a C- on our Annual Gun Law Scorecard. Visit gunlawscorecard.org to learn how to raise your state's grade.

ANNUAL COST OF
GUN VIOLENCE:

**\$14
BILLION**

\$723 PER RESIDENT



3 HOURS

Someone is killed with a gun every three hours in Florida. That's 2,568 people a year.

THE STATE OF GUN VIOLENCE IN **GEORGIA**

Gun violence has a devastating impact on Georgia, with 1,459 residents dying from gun violence each year. State lawmakers can and must do more to keep their constituents safe from this deadly public safety crisis.

GUN SUICIDE

- More than 57% of gun deaths in Georgia are suicides, and nearly 63% of all suicide deaths in Georgia involve firearms.
- From 2013 to 2017, 4,190 people in Georgia died by gun-related suicide. That's one every 10 hours.

URBAN GUN VIOLENCE

- Gun violence has a disproportionate impact on urban communities of color.
- Black men make up just 15% of Georgia's population, but account for more than two-thirds of the state's gun homicide victims.
- In Georgia, black men ages 18–24 are more than 14 times more likely than white men the same age to be murdered with a gun.

DOMESTIC VIOLENCE

- Guns make domestic violence incidents far more likely to end in death.
- Nearly 72% of Georgia's intimate partner homicides involve a gun.
- From 2007 to 2016, 293 women were killed with a gun by their intimate partner in Georgia.

YOUNG PEOPLE AND GUNS

- Exposure to gun violence can cause lasting trauma in young people, leading to PTSD, chronic stress, and decreased future earnings.
- From 2013 to 2017, 1,637 people under age 25 were killed with a gun in Georgia.
- Guns are the second-leading cause of death for Georgia children ages 1–17.

Published January 2020. Sources: CDC WONDER, FBI Supplementary Homicide Reports.



Georgia earned an F on our Annual Gun Law Scorecard. Visit gunlawscorecard.org to learn how to raise your state's grade.

ANNUAL COST OF
GUN VIOLENCE:

**\$7.9
BILLION**
\$787 PER RESIDENT



6 HOURS
Someone is killed with a gun every six hours in Georgia. That's 1,459 people a year.

PROVEN SOLUTIONS TO PREVENT GUN VIOLENCE IN GEORGIA

Georgia has very weak gun laws. The state has the 19th-highest gun death rate in the country, and guns used in crimes in other states originate in Georgia at nearly twice the national rate. To save lives from gun violence, Georgia could **require background checks and waiting periods on all firearm purchases and prohibit domestic abusers from possessing firearms.** [Learn more about Georgia's gun laws at lawcenter.giffords.org/GA.](http://lawcenter.giffords.org/GA)

THE STATE OF GUN VIOLENCE IN HAWAII

Even though Hawaii has stronger gun safety laws than many other states, lawmakers should continue to act proactively to protect their constituents and save lives from gun violence.

GUN SUICIDE

- More than 72% of gun deaths in Hawaii are suicides, and nearly 18% of all suicide deaths in Hawaii involve firearms.
- From 2008 to 2017, 358 people in Hawaii died by gun-related suicide.

DOMESTIC VIOLENCE

- Guns make domestic violence incidents far more likely to end in death.
- Nearly 43% of Hawaii's intimate partner homicides involve a gun.

TRAFFICKING

- Hawaii's strong gun laws are undermined by gun trafficking. Guns are purchased in states with weaker gun laws and brought into Hawaii, where they end up in the hands of criminals and people unable to pass a background check.
- From 2013 to 2017, more than 57% of guns recovered at Hawaii crime scenes originated from out of state.

YOUNG PEOPLE AND GUNS

- Exposure to gun violence can cause lasting trauma in young people, leading to PTSD, chronic stress, and decreased future earnings.
- From 2008 to 2017, 54 people under age 25 were killed with a gun in Hawaii.

Published January 2020. Sources: CDC WONDER, ATF Firearms Trace Data Report, FBI Supplementary Homicide Reports.

PROVEN SOLUTIONS TO PREVENT GUN VIOLENCE IN HAWAII

Hawaii has some of the strongest gun laws in the nation. The state has the lowest gun death rate and exports crime guns at the third-lowest rate. To further strengthen its gun laws, Hawaii could **regulate untraceable and undetectable firearms and direct funding to evidence-based, community-driven violence intervention strategies in underserved communities.** [Learn more about Hawaii's gun laws at lawcenter.giffords.org/HI.](http://lawcenter.giffords.org/HI)



Hawaii earned an A- on our Annual Gun Law Scorecard. Visit gunlawscorecard.org to learn how to raise your state's grade.

ANNUAL COST OF
GUN VIOLENCE:

**\$248
MILLION**

\$179 PER RESIDENT



Someone is killed with a gun every eight days in Hawaii. That's 48 people every year.

THE STATE OF GUN VIOLENCE IN **IDAHO**

Idaho's weak gun laws endanger its residents, particularly those at risk for suicide. Legislators owe it to their constituents to take proactive measures to save lives from gun violence.

GUN SUICIDE

- More than 87% of gun deaths in Idaho are suicides, and 61% of all suicide deaths in Idaho involve firearms.
- From 2013 to 2017, 1,056 people in Idaho died by gun-related suicide. That's one every 42 hours.

DOMESTIC VIOLENCE

- Guns make domestic violence incidents far more likely to end in death.
- Nearly 54% of Idaho's intimate partner homicides involve a gun.
- From 2007 to 2016, 31 women were killed with a gun by their intimate partner in Idaho.

TRAFFICKING

- Because of the state's weak gun laws, guns are purchased in Idaho and trafficked to states with stronger gun laws, where they end up in the hands of criminals and people unable to pass a background check.
- From 2013 to 2017, 2,417 guns originally purchased in Idaho were recovered after being used in crime in other states.

YOUNG PEOPLE AND GUNS

- Exposure to gun violence can cause lasting trauma in young people, leading to PTSD, chronic stress, and decreased future earnings.
- From 2008 to 2017, 364 people under age 25 were killed with a gun in Idaho.
- Guns are the second-leading cause of death for Idaho children ages 1-17.

Published January 2020. Sources: CDC WONDER, ATF Firearms Trace Data Report, FBI Supplementary Homicide Reports .

PROVEN SOLUTIONS TO PREVENT GUN VIOLENCE IN IDAHO

Idaho has very weak gun laws. The state has the 15th-highest gun death rate in the country and supplies crime guns to other states at the 18th-highest rate. To save lives from gun violence, lawmakers could **require background checks on all firearm purchases and enact an extreme risk protection order law to allow the temporary removal of firearms from individuals in crisis.** [Learn more about Idaho's gun laws at lawcenter.giffords.org/ID.](http://lawcenter.giffords.org/ID)



Idaho earned an F on our Annual Gun Law Scorecard. Visit gunlawscorecard.org to learn how to raise your state's grade.

ANNUAL COST OF GUN VIOLENCE:

**\$1.2
BILLION**

\$723 PER RESIDENT



36 HOURS

Someone is killed with a gun every 36 hours in Idaho. That's 242 people every year.

THE STATE OF GUN VIOLENCE IN ILLINOIS

Despite the state's relatively strong gun laws, 1,310 lives are lost to gun violence in Illinois each year. Firearms trafficked in from states with weaker laws play a major role in the high number of gun deaths in Chicago.

GUN SUICIDE

- Nearly 40% of gun deaths in Illinois are suicides, and more than 37% of all suicide deaths in Illinois involve firearms.
- From 2013 to 2017, 2,607 people in Illinois died by gun-related suicide—one every 17 hours.

URBAN GUN VIOLENCE

- Gun violence has a disproportionate impact on urban communities of color.
- Black men make up just 7% of Illinois's population, but 72% of gun homicide victims.
- In Illinois, black men ages 18–24 are 61 times more likely than white men the same age to be murdered with a gun.

TRAFFICKING

- Illinois's relatively strong gun laws are undermined by gun trafficking. Guns purchased in states with weaker gun laws are brought into Illinois, where they end up in the hands of criminals.
- From 2013 to 2017, 21,024 guns originally purchased in other states were recovered after being used in crime in Illinois.

YOUNG PEOPLE AND GUNS

- Exposure to gun violence can cause lasting trauma in young people, leading to PTSD, chronic stress, and decreased future earnings.
- From 2013 to 2017, 2,074 people under age 25 were killed with a gun in Illinois.
- Guns are the leading cause of death for Illinois children ages 1–17.

Published January 2020. Sources: CDC WONDER, ATF Firearms Trace Data Reports.



Illinois earned an A- on our Annual Gun Law Scorecard. Visit gunlawscorecard.org to learn how to raise your state's grade.

ANNUAL COST OF
GUN VIOLENCE:

**\$7.2
BILLION**
\$561 PER RESIDENT



7 HOURS
Someone is killed with a gun every seven hours in Illinois. That's 1,310 people a year.

PROVEN SOLUTIONS TO PREVENT GUN VIOLENCE IN ILLINOIS

Illinois has stronger gun laws than the majority of the country. The state has the 20th-lowest gun death rate and imports crime guns from other states at the third-highest rate. To save lives from gun violence, lawmakers could **strengthen the state's licensing requirement and increase funding to community violence intervention programs.** [Learn more about Illinois's gun laws at lawcenter.giffords.org/IL.](http://lawcenter.giffords.org/IL)

THE STATE OF GUN VIOLENCE IN INDIANA

Gun violence poses a serious health risk to the people of Indiana, claiming the lives of 907 residents each year. Lawmakers owe it to their constituents to strengthen their state's gun laws.

GUN SUICIDE

- Nearly 61% of gun deaths in Indiana are suicides, and nearly 56% of all suicide deaths in Indiana involve firearms.
- From 2013 to 2017, 2,763 people in Indiana died by gun-related suicide. That's one every 16 hours.

URBAN GUN VIOLENCE

- Gun violence has a disproportionate impact on urban communities of color.
- Black men make up just 5% of Indiana's population, but account for more than 57% of the state's gun homicide victims.
- In Indiana, black men ages 18–24 are 33 times more likely than white men the same age to be murdered with a gun.

DOMESTIC VIOLENCE

- Guns make domestic violence incidents far more likely to end in death.
- Nearly 53% of Indiana's intimate partner homicides involve a gun.
- From 2007 to 2016, 113 women were killed with a gun by their intimate partner in Indiana.

YOUNG PEOPLE AND GUNS

- Exposure to gun violence can cause lasting trauma in young people, leading to PTSD, chronic stress, and decreased future earnings.
- From 2013 to 2017, 1,037 people under age 25 were killed with a gun in Indiana.
- Guns are the second-leading cause of death for Indiana children ages 1–17.

Published January 2020. Sources: CDC WONDER, FBI Supplementary Homicide Reports.

PROVEN SOLUTIONS TO PREVENT GUN VIOLENCE IN INDIANA

Indiana has fairly weak gun laws, though it was one of the earliest states to enact a type of extreme risk protection order law. The state has the 20th-highest gun death rate and exports crime guns, particularly to neighboring Illinois, at the 11th-highest rate. To save lives from gun violence, Indiana could **require a background check and waiting period for all firearm sales**. [Learn more about Indiana's gun laws at lawcenter.giffords.org/IN](https://www.lawcenter.giffords.org/IN).



Indiana earned a D- on our Annual Gun Law Scorecard. Visit gunlawscorecard.org to learn how to raise your state's grade.

ANNUAL COST OF
GUN VIOLENCE:

**\$4.4
BILLION**

\$671 PER RESIDENT



Someone is killed with a gun every 10 hours in Indiana. That's 907 people a year.

THE STATE OF GUN VIOLENCE IN IOWA

Gun violence exacts a serious toll in Iowa, with hundreds of Iowans killed with a gun each year and even more wounded. State lawmakers can and must pass stronger gun laws to keep residents safe.

GUN SUICIDE

- 80% of gun deaths in Iowa are suicides, and nearly 48% of all suicide deaths in Iowa involve firearms.
- From 2013 to 2017, 1,058 people in Iowa died by gun-related suicide.

URBAN GUN VIOLENCE

- Gun violence has a disproportionate impact on urban communities of color.
- Black men make up just 2% of Iowa's population, but account for approximately a third of the state's gun homicide victims.
- In Iowa, black men ages 18–24 are more than 23 times more likely than white men the same age to be murdered with a gun.

DOMESTIC VIOLENCE

- Guns make domestic violence incidents far more likely to end in death.
- Nearly 40% of Iowa's intimate partner homicides involve a gun.

YOUNG PEOPLE AND GUNS

- Exposure to gun violence can cause lasting trauma in young people, leading to PTSD, chronic stress, and decreased future earnings.
- From 2008 to 2017, 429 people under age 25 were killed with a gun in Iowa.
- Guns are the third-leading cause of death for Iowa children ages 1–17.

Published January 2020. Sources: CDC WONDER, FBI Supplementary Homicide Reports.

PROVEN SOLUTIONS TO PREVENT GUN VIOLENCE IN IOWA

Iowa has taken initial steps toward gun safety, but still has significant room for progress. The state has the tenth-lowest gun death rate and is a net exporter of crime guns. To save lives from gun violence, Iowa legislators could **pass an extreme risk protection order law and require a background check and waiting period on all firearms, not just handguns.** [Learn more about Iowa's gun laws at lawcenter.giffords.org/IA.](http://lawcenter.giffords.org/IA)



Iowa earned a C on our Annual Gun Law Scorecard. Visit gunlawscorecard.org to learn how to raise your state's grade.

ANNUAL COST OF GUN VIOLENCE:

**\$1.3
BILLION**

\$422 PER RESIDENT



Someone is killed with a gun every 33 hours in Iowa. That's 264 people a year.

THE STATE OF GUN VIOLENCE IN KANSAS

Gun violence exacts a serious toll in Kansas, claiming the life of a resident every day. Lawmakers can and should do more to keep their constituents safe and save lives from gun violence.

GUN SUICIDE

- Nearly 70% of gun deaths in Kansas are suicides, and nearly 53% of all suicide deaths in Kansas involve firearms.
- From 2013 to 2017, 1,276 people in Kansas died by gun-related suicide. That's one every 34 hours.

URBAN GUN VIOLENCE

- Gun violence has a disproportionate impact on urban communities of color.
- Black men make up less than 4% of Kansas's population, but account for nearly a third of the state's gun homicide victims.
- In Kansas, black men ages 18–24 are nearly 15 times more likely than white men the same age to be murdered with a gun.

DOMESTIC VIOLENCE

- Guns make domestic violence incidents far more likely to end in death.
- Nearly 60% of Kansas's intimate partner homicides involve a gun.
- From 2007 to 2016, 53 women were killed with a gun by their intimate partner in Kansas.


YOUNG PEOPLE AND GUNS

- Exposure to gun violence can cause lasting trauma in young people, leading to PTSD, chronic stress, and decreased future earnings.
- From 2008 to 2017, 707 people under age 25 were killed with a gun in Kansas.
- Guns are the third-leading cause of death for Kansas children ages 1–17.

Published January 2020. Sources: CDC WONDER, FBI Supplementary Homicide Report.s .

PROVEN SOLUTIONS TO PREVENT GUN VIOLENCE IN KANSAS

Kansas has some of the weakest gun laws in the country. The state has the 17th-highest gun death rate and exports crime guns at the 20th-highest rate. To save lives from gun violence, lawmakers could **repeal the state's dangerous permitless carry law and pass an extreme risk protection order law to facilitate the temporary removal of guns from individuals in crisis.** [Learn more about Kansas's gun laws at lawcenter.giffords.org/KS.](https://www.lawcenter.giffords.org/KS)



Kansas earned an F on our Annual Gun Law Scorecard. Visit [gunlawscorecard.org](https://www.gunlawscorecard.org) to learn how to raise your state's grade.

ANNUAL COST OF
GUN VIOLENCE:

**\$1.9
BILLION**

\$665 PER RESIDENT



Someone is killed with a gun every 24 hours in Kansas. That's 368 people a year.

THE STATE OF GUN VIOLENCE IN KENTUCKY

Gun violence poses a serious public safety risk to the people of Kentucky, claiming the lives of 690 residents each year and wounding even more. State lawmakers can and must do more to keep their constituents safe.

GUN SUICIDE

- Nearly 70% of gun deaths in Kentucky are suicides, and 64% of all suicide deaths in Kentucky involve firearms.
- From 2013 to 2017, 2,387 people in Kentucky died by gun-related suicide. That's one every 18 hours.

URBAN GUN VIOLENCE

- Gun violence has a disproportionate impact on urban communities of color.
- Black men make up less than 5% of Kentucky's population, but account for nearly 37% of the state's gun homicide victims.
- In Kentucky, black men ages 18–24 are more than 13 times more likely than white men the same age to be murdered with a gun.

DOMESTIC VIOLENCE

- Guns make domestic violence incidents far more likely to end in death.
- Nearly 74% of Kentucky's intimate partner homicides involve a gun.
- From 2007 to 2016, 126 women were killed with a gun by their intimate partner in Kentucky.

YOUNG PEOPLE AND GUNS

- Exposure to gun violence can cause lasting trauma in young people, leading to PTSD, chronic stress, and decreased future earnings.
- From 2013 to 2017, 562 people under age 25 were killed with a gun in Kentucky.
- Guns are the second-leading cause of death for Kentucky children ages 1–17.

Published January 2020. Sources: CDC WONDER, FBI Supplementary Homicide Reports.

PROVEN SOLUTIONS TO PREVENT GUN VIOLENCE IN KENTUCKY

Kentucky has some of the weakest gun laws in the country. The state has the 16th-highest gun death rate and supplies crime guns to other states at the eighth-highest rate. To save lives from gun violence, Kentucky could **require background checks and waiting periods on all gun sales, and prohibit domestic abusers from possessing firearms.** [Learn more about Kentucky's gun laws at lawcenter.giffords.org/KY.](https://www.lawcenter.giffords.org/KY)



Kentucky earned an F on our Annual Gun Law Scorecard. Visit [gunlawscorecard.org](https://www.gunlawscorecard.org) to learn how to raise your state's grade.

ANNUAL COST OF
GUN VIOLENCE:

**\$3.6
BILLION**

\$819 PER RESIDENT



13 HOURS

Someone is killed with a gun every 13 hours in Kentucky. That's 690 people a year.

THE STATE OF GUN VIOLENCE IN LOUISIANA

Gun violence has a devastating impact on Louisiana, claiming the lives of 946 residents each year. State lawmakers can and must do more to keep their constituents safe from gun violence.

GUN SUICIDE

- Nearly 47% of gun deaths in Louisiana are suicides, and more than 65% of all suicide deaths in Louisiana involve firearms.
- From 2013 to 2017, 2,204 people in Louisiana died by gun-related suicide—one every 20 hours.

URBAN GUN VIOLENCE

- Gun violence has a disproportionate impact on urban communities of color.
- Black men make up less than 16% of Louisiana's population, but account for nearly 72% of the state's gun homicide victims.
- In Louisiana, black men ages 18–24 are nearly 21 times more likely than white men the same age to be murdered with a gun.

DOMESTIC VIOLENCE

- Guns make domestic violence incidents far more likely to end in death.
- More than 63% of Louisiana's intimate partner homicides involve a gun.
- From 2007 to 2016, 172 women were killed with a gun by their intimate partner in Louisiana.

YOUNG PEOPLE AND GUNS

- Exposure to gun violence can cause lasting trauma in young people, leading to PTSD, chronic stress, and decreased future earnings.
- From 2013 to 2017, 1,162 people under age 25 were killed with a gun in Louisiana.
- Guns are the second-leading cause of death for Louisiana children ages 1–17.

Published January 2020. Sources: CDC WONDER, FBI Supplementary Homicide Reports.

PROVEN SOLUTIONS TO PREVENT GUN VIOLENCE IN LOUISIANA

Louisiana has some of the weakest gun laws in the nation. The state has the fourth-highest gun death rate and exports crime guns at the 16th-highest rate. Actions lawmakers should consider taking to save lives from gun violence include **funding evidence-based community violence intervention programs and requiring background checks on all gun sales.** [Learn more about Louisiana's gun laws at lawcenter.giffords.org/LA.](https://www.lawcenter.giffords.org/LA)



Louisiana earned an F on our Annual Gun Law Scorecard. Visit gunlawscorecard.org to learn how to raise your state's grade.

ANNUAL COST OF
GUN VIOLENCE:

**\$5.4
BILLION**
\$1,173 PER RESIDENT



9 HOURS
Someone is killed with a gun every nine hours in Louisiana. That's 946 people a year.

THE STATE OF GUN VIOLENCE IN **MAINE**

Maine's weak gun laws endanger its residents, particularly those at risk of suicide. Legislators owe it to their constituents to take proactive measures to save lives from gun violence.

GUN SUICIDE

- More than 88% of gun deaths in Maine are suicides, and nearly 54% of all suicide deaths in Maine involve firearms.
- From 2008 to 2017, 1,173 people in Maine died by gun-related suicide.

DOMESTIC VIOLENCE

- Guns make domestic violence incidents far more likely to end in death.
- Nearly 56% of Maine's intimate partner homicides involve a gun.

TRAFFICKING

- Because of the state's weak gun laws, guns are purchased in Maine and trafficked to states with stronger gun laws, where they end up in the hands of criminals and people unable to pass a background check.
- From 2013 to 2017, 1,416 guns originally purchased in Maine were recovered after being used in crime in other states.

YOUNG PEOPLE AND GUNS

- Exposure to gun violence can cause lasting trauma in young people, leading to PTSD, chronic stress, and decreased future earnings.
- From 2008 to 2017, 164 people under age 25 were killed with a gun in Maine.
- Guns are the third-leading cause of death for Maine children ages 1-17.

Published January 2020. Sources: CDC WONDER, ATF Firearms Trace Data Reports, FBI Supplementary Homicide Reports.

PROVEN SOLUTIONS TO PREVENT GUN VIOLENCE IN MAINE

Maine has generally weak gun laws. The state has the 16th-lowest gun death rate in the country and supplies crime guns to other states at the 25th-highest rate. To protect residents from gun violence, lawmakers in Maine could **repeal the state's dangerous permitless carry law and require background checks on all gun sales.** [Learn more about Maine's gun laws at lawcenter.giffords.org/ME.](https://www.lawcenter.giffords.org/ME)



Maine earned an F on our Annual Gun Law Scorecard. Visit gunlawscorecard.org to learn how to raise your state's grade.

ANNUAL COST OF GUN VIOLENCE:

**\$733
MILLION**
\$551 PER RESIDENT



3 DAYS

Someone is killed with a gun every three days in Maine. That's 146 people every year.

THE STATE OF GUN VIOLENCE IN MARYLAND

Despite the state's relatively strong gun laws, 656 lives are lost to gun violence in Maryland each year. Firearms trafficked in from states with weaker gun laws play a major role in these deaths.

GUN SUICIDE

- Nearly 40% of gun deaths in Maryland are suicides, and more than 44% of all suicide deaths in Maryland involve firearms.
- From 2013 to 2017, 1,300 people in Maryland died by gun-related suicide.

URBAN GUN VIOLENCE

- Gun violence has a disproportionate impact on urban communities of color.
- Black men make up less than 15% of Maryland's population, but account for 82% of the state's gun homicide victims.
- In Maryland, black men ages 18–24 are nearly 38 times more likely than white men the same age to be murdered with a gun.

DOMESTIC VIOLENCE

- Guns make domestic violence incidents far more likely to end in death.
- More than 46% of Maryland's intimate partner homicides involve a gun.
- From 2007 to 2016, 88 women were killed with a gun by their intimate partner in Maryland.

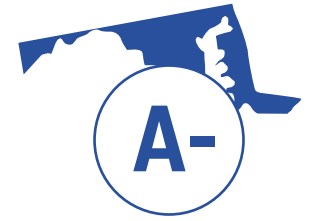
YOUNG PEOPLE AND GUNS

- Exposure to gun violence can cause lasting trauma in young people, leading to PTSD, chronic stress, and decreased future earnings.
- From 2013 to 2017, 812 people under age 25 were killed with a gun in Maryland.

Published January 2020. Sources: CDC WONDER, FBI Supplementary Homicide Reports.

PROVEN SOLUTIONS TO PREVENT GUN VIOLENCE IN MARYLAND

Maryland has some of the strongest gun laws in the country. The state has the 22nd-lowest gun death rate among the states and imports crime guns at the highest rate. To further strengthen its gun laws, Maryland legislators could **regulate undetectable and untraceable firearms and increase funding for community violence intervention programs.** [Learn more about Maryland's gun laws at lawcenter.giffords.org/MD.](http://lawcenter.giffords.org/MD)



Maryland earned an A- on our Annual Gun Law Scorecard. Visit gunlawscorecard.org to learn how to raise your state's grade.

ANNUAL COST OF
GUN VIOLENCE:

**\$3.6
BILLION**

\$612 PER RESIDENT



13 HOURS

Someone is killed with a gun every 13 hours in Maryland. That's 656 people a year.

THE STATE OF GUN VIOLENCE IN MASSACHUSETTS

Despite the state's strong gun laws and low gun death rate, hundreds of Massachusetts residents are killed or wounded by a gun each year. Lawmakers should continue to enact gun safety proactive laws and policies.

GUN SUICIDE

- More than 56% of gun deaths in Massachusetts are suicides, and nearly 21% of all suicide deaths in Massachusetts involve firearms.
- From 2013 to 2017, 652 people in Massachusetts died by gun-related suicide.

URBAN GUN VIOLENCE

- Gun violence has a disproportionate impact on urban communities of color.
- Black men make up less than 5% of Massachusetts's population, but account for nearly 48% of the state's gun homicide victims.
- In Massachusetts, black men ages 18–24 are nearly 19 times more likely than white men the same age to be murdered with a gun.

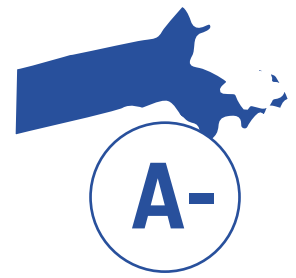
DOMESTIC VIOLENCE

- Guns make domestic violence incidents far more likely to end in death.
- 20% of Massachusetts's intimate partner homicides involve a gun.
- From 2007 to 2016, 26 women were killed with a firearm by their intimate partner in Massachusetts.

YOUNG PEOPLE AND GUNS

- Exposure to gun violence can cause lasting trauma in young people, leading to PTSD, chronic stress, and decreased future earnings.
- From 2008 to 2017, 587 people under age 25 were killed with a gun in Massachusetts.

Published January 2020. Sources: CDC WONDER, FBI Supplementary Homicide Reports.



Massachusetts earned an A- on our Annual Gun State Scorecard. Visit gunlawscorecard.org to learn how to raise your state's grade.

ANNUAL COST OF GUN VIOLENCE:

**\$1.5
BILLION**
\$221 PER RESIDENT



Someone is killed with a gun every 38 hours in Massachusetts. That's 231 people a year.

PROVEN SOLUTIONS TO PREVENT GUN VIOLENCE IN MASSACHUSETTS

Massachusetts has some of the strongest gun laws in the country and leads the nation in investing state funds to support evidence-based community violence intervention strategies. The state has the second-lowest gun death rate and imports three times more crime guns than it exports. To further strengthen its gun laws, Massachusetts legislators could **strengthen relinquishment laws and regulate undetectable and untraceable firearms.** [Learn more about Massachusetts's gun laws at lawcenter.giffords.org/MA.](http://lawcenter.giffords.org/MA)

THE STATE OF GUN VIOLENCE IN **MICHIGAN**

Gun violence has a devastating impact on Michigan, claiming the lives of 1,163 residents each year. State lawmakers can and must do more to keep residents safe from this deadly public safety crisis.

GUN SUICIDE

- Nearly 60% of gun deaths in Michigan are suicides, and half of all suicide deaths in Michigan involve firearms.
- From 2013 to 2017, 3,436 people in Michigan died by gun-related suicide—one every 13 hours.

URBAN GUN VIOLENCE

- Gun violence has a disproportionate impact on urban communities of color.
- Black men make up just 7% of Michigan's population, but account for nearly 72% of the state's gun homicide victims.
- In Michigan, black men ages 18–24 are more than 44 times more likely than white men the same age to be murdered with a gun.

DOMESTIC VIOLENCE

- Guns make domestic violence incidents far more likely to end in death.
- Nearly 50% of Michigan's intimate partner homicides involve a gun.
- From 2007 to 2016, 133 women were killed with a gun by their intimate partner in Michigan.

YOUNG PEOPLE AND GUNS

- Exposure to gun violence can cause lasting trauma in young people, leading to PTSD, chronic stress, and decreased future earnings.
- From 2013 to 2017, 1,195 people under age 25 were killed with a gun in Michigan.
- Guns are the second-leading cause of death for Michigan children ages 1–17.

Published January 2020. Sources: CDC WONDER, FBI Supplementary Homicide Reports.



Michigan earned a C on our Annual Gun Law Scorecard. Visit gunlawscorecard.org to learn how to raise your state's grade.

ANNUAL COST OF
GUN VIOLENCE:

**\$6.9
BILLION**
\$696 PER RESIDENT



8 HOURS
Someone is killed with a gun every eight hours in Michigan. That's 1,163 people a year.

PROVEN SOLUTIONS TO PREVENT GUN VIOLENCE IN MICHIGAN

Michigan has significant room for progress when it comes to gun safety. The state has the 14th-lowest gun death rate in the country and supplies crime guns to other states at less than half the national rate. To strengthen its gun laws, Michigan could **enact an extreme risk protection order law and invest in proven community violence intervention strategies.** [Learn more about Michigan's gun laws at lawcenter.giffords.org/MI.](http://lawcenter.giffords.org/MI)

THE STATE OF GUN VIOLENCE IN MINNESOTA

While Minnesota has one of the lowest gun death rates in the nation, hundreds of Minnesotans are still killed with a gun each year. State lawmakers can and must do more to keep its residents safe.

GUN SUICIDE

- Nearly 80% of gun deaths in Minnesota are suicides, and more than 45% of all suicide deaths in Minnesota involve firearms.
- From 2013 to 2017, 1,648 people in Minnesota died by gun-related suicide. That's one every 27 hours.

URBAN GUN VIOLENCE

- Gun violence has a disproportionate impact on urban communities of color.
- Black men make up less than 4% of Minnesota's population, but account for nearly 43% of the state's gun homicide victims.
- In Minnesota, black men ages 18–24 are more than 30 times more likely than white men the same age to be murdered with a gun.

DOMESTIC VIOLENCE

- Guns make domestic violence incidents far more likely to end in death.
- Over 50% of Minnesota's intimate partner homicides involve a gun.
- From 2008 to 2017, 100 women were killed with a gun by their intimate partner in Minnesota.


YOUNG PEOPLE AND GUNS

- Exposure to gun violence can cause lasting trauma in young people, leading to PTSD, chronic stress, and decreased future earnings.
- From 2008 to 2017, 743 people under age 25 were killed with a gun in Minnesota.

Published January 2020. Sources: CDC WONDER, Minnesota Coalition for Battered Women, SurveyUSA, Star Tribune.

PROVEN SOLUTIONS TO PREVENT GUN VIOLENCE IN MINNESOTA

Minnesota has enacted modest gun safety measures in recent years. The state has the eighth-lowest gun death rate in the country and exports crime guns at less than half the national rate. Examples of policies lawmakers in Minnesota could enact to save lives include **requiring a permit to purchase a firearm, instituting point-of-sale background checks, and enacting an extreme risk protection order law.** [Learn more about Minnesota's gun laws at \[lawcenter.giffordslawcenter.org/MN\]\(https://www.giffordslawcenter.org/MN\).](https://www.giffordslawcenter.org/MN)



Minnesota earned a C+ on our Annual Gun Law Scorecard. Visit [gunlawscorecard.org](https://www.gunlawscorecard.org) to learn how to raise your state's grade.

ANNUAL COST OF
GUN VIOLENCE:

**\$2.2
BILLION**

\$409 PER RESIDENT



21 HOURS

Someone is killed with a gun every 21 hours in Minnesota. That's 422 people a year.

THE STATE OF GUN VIOLENCE IN **MISSISSIPPI**

Gun violence exacts a serious toll in Mississippi, with 576 residents dying from gun violence each year. By failing to enact strong gun laws, Mississippi lawmakers continue to endanger their constituents.

GUN SUICIDE

- Almost half of all gun deaths in Mississippi are suicides, and nearly 70% of all suicide deaths in Mississippi involve firearms.
- From 2013 to 2017, 1,385 people in Mississippi died by gun-related suicide.

URBAN GUN VIOLENCE

- Gun violence has a disproportionate impact on urban communities of color.
- Black men make up less than 18% of Mississippi's population, but account for nearly 66% of the state's gun homicide victims.
- In Mississippi, black men ages 18–24 are nearly 13 times more likely than white men the same age to be murdered with a gun.

DOMESTIC VIOLENCE

- Guns make domestic violence incidents far more likely to end in death.
- Nearly 68% of Mississippi's intimate partner homicides involve a gun.
- From 2007 to 2016, 63 women were killed with a gun by their intimate partner in Mississippi.

YOUNG PEOPLE AND GUNS

- Exposure to gun violence can cause lasting trauma in young people, leading to PTSD, chronic stress, and decreased future earnings.
- From 2013 to 2017, 603 people under age 25 were killed with a gun in Mississippi.
- Guns are the second-leading cause of death for Mississippi children ages 1–17.

Published January 2020. Sources: CDC WONDER, FBI Supplementary Homicide Reports.

PROVEN SOLUTIONS TO PREVENT GUN VIOLENCE IN MISSISSIPPI

Mississippi has among the weakest gun laws in the country. The state has the fifth-highest gun death rate and the highest rate of crime gun exports. To protect lives from gun violence, Mississippi legislators could **require background checks and waiting periods before all gun sales, repeal the state's dangerous permitless carry law, and invest in proven community violence intervention programs.** [Learn more about Mississippi's gun laws at \[lawcenter.giffords.org/MS\]\(http://lawcenter.giffords.org/MS\).](#)



Mississippi earned an F on our Annual Gun Law Scorecard. Visit gunlawscorecard.org to learn how to raise your state's grade.

ANNUAL COST OF
GUN VIOLENCE:

**\$3.2
BILLION**
\$1,076 PER RESIDENT



15 HOURS
Someone is killed with a gun every 15 hours in Mississippi. That's 576 people a year.

THE STATE OF GUN VIOLENCE IN **MISSOURI**

Gun violence poses a serious public safety risk to residents of Missouri, 1,074 of whom die from gun violence each year. By failing to enact strong gun laws, Missouri lawmakers continue to endanger constituents.

GUN SUICIDE

- Nearly 58% of gun deaths in Missouri are suicides, and more than 58% of all suicide deaths in Missouri involve firearms.
- From 2013 to 2017, 3,100 people in Missouri died by gun-related suicide. That's one every 14 hours.

URBAN GUN VIOLENCE

- Gun violence has a disproportionate impact on urban communities of color.
- Black men make up just 6% of Missouri's population, but account for nearly 62% of the state's gun homicide victims.
- In Missouri, black men ages 18–24 are more than 38 times more likely than white men the same age to be murdered with a gun.

DOMESTIC VIOLENCE

- Guns make domestic violence incidents far more likely to end in death.
- More than 60% of Missouri's intimate partner homicides involve a gun.
- From 2007 to 2016, 159 women were killed with a gun by their intimate partner in Missouri.

YOUNG PEOPLE AND GUNS

- Exposure to gun violence can cause lasting trauma in young people, leading to PTSD, chronic stress, and decreased future earnings.
- From 2013 to 2017, 1,116 people under age 25 were killed with a gun in Missouri.
- Guns are the second-leading cause of death for Missouri children ages 1–17.

Published January 2020. Sources: CDC WONDER, FBI Supplementary Homicide Reports.

PROVEN SOLUTIONS TO PREVENT GUN VIOLENCE IN MISSOURI

Missouri has appallingly weak gun laws. The state has the sixth-highest gun death rate in the country and exports crime guns at a higher rate than the national average. Missouri could save lives by **investing in proven community violence intervention programs, requiring a background check and waiting period before every gun sale, and regulating undetectable and untraceable firearms.** [Learn more about Missouri's gun laws at lawcenter.giffords.org/MO.](https://lawcenter.giffords.org/MO)



Missouri earned an F on our Annual Gun Law Scorecard. Visit gunlawscorecard.org to learn how to raise your state's grade.

ANNUAL COST OF GUN VIOLENCE:

**\$5.5
BILLION**
\$917 PER RESIDENT



8 HOURS

Someone is killed with a gun every eight hours in Missouri. That's 1,074 people a year.

THE STATE OF GUN VIOLENCE IN **MONTANA**

Montana's weak gun laws endanger its residents, particularly those at risk for suicide. Legislators owe it to their constituents to take proactive steps to save lives from gun violence.

GUN SUICIDE

- More than 85% of gun deaths in Montana are suicides, and nearly 63% of all suicide deaths in Montana involve firearms.
- From 2013 to 2017, 845 people in Montana died by gun-related suicide. That's one every two days.

DOMESTIC VIOLENCE

- Guns make domestic violence incidents far more likely to end in death.
- Nearly a third of Montana's intimate partner homicides involve a gun.

TRAFFICKING

- Because of the state's weak gun laws, guns are purchased in Montana and trafficked to states with stronger gun laws, where they end up in the hands of criminals and people unable to pass a background check.
- From 2013 to 2017, 1,937 guns originally purchased in Montana were recovered after being used in crime in other states.

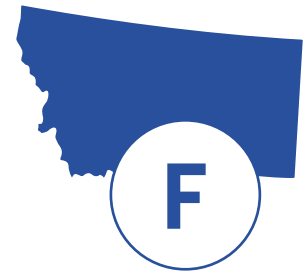
YOUNG PEOPLE AND GUNS

- Exposure to gun violence can cause lasting trauma in young people, leading to PTSD, chronic stress, and decreased future earnings.
- From 2008 to 2017, 290 people under age 25 were killed with a gun in Montana.
- Guns are the second-leading cause of death for Montana children ages 1-17.

Published January 2020. Sources: CDC WONDER, ATF Firearms Trace Data Reports, FBI Supplementary Homicide Reports.

PROVEN SOLUTIONS TO PREVENT GUN VIOLENCE IN MONTANA

Montana has very weak gun laws. The state has the third-highest gun death rate in the country and exports crime guns at twice the national rate. To save lives from gun violence, Montana legislators could **require background checks on all gun sales and pass an extreme risk protection order law**. [Learn more about Montana's gun laws at lawcenter.giffords.org/MT.](https://www.lawcenter.giffords.org/MT)



Montana earned an F on our Annual Gun Law Scorecard. Visit gunlawscorecard.org to learn how to raise your state's grade.

ANNUAL COST OF
GUN VIOLENCE:

**\$935
MILLION**

\$929 PER RESIDENT



44 HOURS

Someone is killed with a gun every 44 hours in Montana. That's 197 people a year.

THE STATE OF GUN VIOLENCE IN NEBRASKA

Gun violence poses a serious public safety risk to the people of Nebraska, with hundreds of residents killed or wounded with a gun each year. State lawmakers can and must pass stronger gun laws to keep Nebraskans safe.

GUN SUICIDE

- Nearly 71% of gun deaths in Nebraska are suicides, and approximately half of all suicide deaths in Nebraska involve firearms.
- From 2013 to 2017, 600 people in Nebraska died by gun-related suicide.

URBAN GUN VIOLENCE

- Gun violence has a disproportionate impact on urban communities of color.
- Black men make up less than 3% of Nebraska's population, but account for nearly 44% of the state's gun homicide victims.
- In Nebraska, black men ages 18–35 are more than 21 times more likely than white men the same age to be murdered with a gun.

DOMESTIC VIOLENCE

- Guns make domestic violence incidents far more likely to end in death.
- Nearly 42% of Nebraska's intimate partner homicides involve a gun.


YOUNG PEOPLE AND GUNS

- Exposure to gun violence can cause lasting trauma in young people, leading to PTSD, chronic stress, and decreased future earnings.
- From 2008 to 2017, 331 people under age 25 were killed with a gun in Nebraska.
- Guns are the third-leading cause of death for Nebraska children ages 1–17.

Published January 2020. Sources: CDC WONDER, FBI Supplementary Homicide Reports.

PROVEN SOLUTIONS TO PREVENT GUN VIOLENCE IN NEBRASKA

Nebraska has enacted a few basic gun safety laws, but has significant room for progress. The state has the ninth-lowest gun death rate in the country and the 13th-lowest rate of crime gun exports. In addition to expanding its background checks law, Nebraska legislators could **pass an extreme risk protection order law and regulate undetectable and untraceable firearms**. [Learn more about Nebraska's gun laws at lawcenter.giffords.org/NE](http://lawcenter.giffords.org/NE).



Nebraska earned a C on our Annual Gun Law Scorecard. Visit gunlawscorecard.org to learn how to raise your state's grade.

ANNUAL COST OF
GUN VIOLENCE:

**\$981
MILLION**

\$527 PER RESIDENT



2 DAYS
Someone is killed with a gun every two days in Nebraska. That's 169 people a year.

THE STATE OF GUN VIOLENCE IN NEVADA

Gun violence exacts a serious toll in Nevada, with hundreds killed or wounded each year and the 14th-highest gun death rate in the nation. State lawmakers can and must do more to keep their constituents safe.

GUN SUICIDE

- More than 68% of gun deaths in Nevada are suicides, and nearly 53% of all suicide deaths in Nevada involve firearms.
- From 2013 to 2017, 1,557 people in Nevada died by gun-related suicide. That's one every 28 hours.

URBAN GUN VIOLENCE

- Gun violence has a disproportionate impact on urban communities of color.
- Black and Hispanic men make up just 18% of Nevada's population, but account for more than 51% of the state's gun homicide victims.
- In Nevada, black men ages 18–24 are nearly 10 times more likely than white men the same age to be murdered with a gun.

DOMESTIC VIOLENCE

- Guns make domestic violence incidents far more likely to end in death.
- More than 53% of Nevada's intimate partner homicides involve a gun.
- From 2007 to 2016, 87 women were killed with a gun by their intimate partner in Nevada.

YOUNG PEOPLE AND GUNS

- Exposure to gun violence can cause lasting trauma in young people, leading to PTSD, chronic stress, and decreased future earnings.
- From 2008 to 2017, 675 people under age 25 were killed with a gun in Nevada.
- Guns are the second-leading cause of death for Nevada children ages 1–17.

Published January 2020. Sources: CDC WONDER, FBI Supplementary Homicide Reports.

PROVEN SOLUTIONS TO PREVENT GUN VIOLENCE IN NEVADA

Since the 2017 Las Vegas shooting, Nevada has made significant progress in its gun safety laws, but the state can still do much more to save lives from gun violence. The state has the 14th-highest gun death rate in the country and exports crime guns at the third-highest rate. To further improve the state's gun laws, legislators could **prohibit all domestic abusers from purchasing or possessing firearms and ammunition and require a waiting period before all gun sales.** [Learn more about Nevada's gun laws at lawcenter.giffords.org/NV.](https://www.lawcenter.giffords.org/NV)



Nevada earned a C+ on our Annual Gun Law Scorecard. Visit [gunlawscorecard.org](https://www.gunlawscorecard.org) to learn how to raise your state's grade.

ANNUAL COST OF
GUN VIOLENCE:

**\$2.3
BILLION**

\$811 PER RESIDENT



Someone is killed with a gun every 19 hours in Nevada. That's 455 people a year.

THE STATE OF GUN VIOLENCE IN NEW HAMPSHIRE

New Hampshire's weak gun laws endanger its residents, particularly those at risk for suicide. Legislators owe it to their constituents to take proactive measures to save lives from gun violence.

GUN SUICIDE

- More than 90% of gun deaths in New Hampshire are suicides, and approximately half of all suicide deaths in New Hampshire involve firearms.
- From 2008 to 2017, 995 people in New Hampshire died by gun-related suicide.

DOMESTIC VIOLENCE

- Guns make domestic violence incidents far more likely to end in death.
- Nearly 55% of New Hampshire's intimate partner homicides involve a gun.

TRAFFICKING

- Because of the state's weak gun laws, guns are purchased in New Hampshire and trafficked to states with stronger gun laws, where they end up in the hands of criminals and people unable to pass a background check.
- From 2013 to 2017, 1,769 guns originally purchased in New Hampshire were recovered after being used in crime in other states.

YOUNG PEOPLE AND GUNS

- Exposure to gun violence can cause lasting trauma in young people, leading to PTSD, chronic stress, and decreased future earnings.
- From 2008 to 2017, 157 people under age 25 were killed with a gun in New Hampshire.

Published January 2020. Sources: CDC WONDER, ATF Firearms Trace Data Reports, FBI Supplementary Homicide Reports.

PROVEN SOLUTIONS TO PREVENT GUN VIOLENCE IN NEW HAMPSHIRE

New Hampshire lacks many basic gun safety laws. The state has the 11th-lowest gun death rate in the country and exports crime guns at the 23rd-highest rate. To save lives from gun violence, New Hampshire could **require a background check and waiting period on all firearm purchases and pass an extreme risk protection order law.**

Learn more about New Hampshire's gun laws at lawcenter.giffords.org/NH.



New Hampshire earned an F on our Annual Gun State Scorecard. Visit gunlawscorecard.org to learn how to raise your state's grade.

ANNUAL COST OF
GUN VIOLENCE:

**\$604
MILLION**

\$457 PER RESIDENT



Someone is killed with a gun every three days in New Hampshire. That's 123 people a year.

THE STATE OF GUN VIOLENCE IN NEW JERSEY

While New Jersey has the sixth-lowest gun death rate in the nation, 482 New Jerseyans are still killed with a gun each year. State lawmakers must continue to enact proactive gun safety measures.

GUN SUICIDE

- Nearly 40% of gun deaths in New Jersey are suicides, and nearly a quarter of all suicide deaths in New Jersey involve firearms.
- From 2013 to 2017, 957 people in New Jersey died by gun-related suicide.

URBAN GUN VIOLENCE

- Gun violence has a disproportionate impact on urban communities of color.
- Black men make up less than 8% of New Jersey's population, but account for more than 70% of the state's gun homicide victims.
- In New Jersey, black men ages 18–24 are more than 90 times more likely than white men the same age to be murdered with a gun.

DOMESTIC VIOLENCE

- Guns make domestic violence incidents far more likely to end in death.
- Nearly 40% of New Jersey's intimate partner homicides involve a gun.
- From 2007 to 2016, 82 women were killed with a gun by their intimate partner in New Jersey.

YOUNG PEOPLE AND GUNS

- Exposure to gun violence can cause lasting trauma in young people, leading to PTSD, chronic stress, and decreased future earnings.
- From 2013 to 2017, 603 people under age 25 were killed with a gun in New Jersey.
- Guns are the third-leading cause of death for New Jersey children ages 1–17.

Published January 2020. Sources: CDC WONDER, FBI Supplementary Homicide Reports.



New Jersey earned an A on our Annual Gun Law Scorecard. Visit gunlawscorecard.org to learn how to raise your state's grade.

ANNUAL COST OF GUN VIOLENCE:

**\$3.3
BILLION**
\$368 PER RESIDENT



PROVEN SOLUTIONS TO PREVENT GUN VIOLENCE IN NEW JERSEY

New Jersey has some of the strongest gun laws in the country. The state has the sixth-lowest gun death rate and the nation's lowest crime gun export rate. To further strengthen New Jersey's gun laws, legislators could **increase funding to proven community violence intervention programs and require firearms to be stored safely when not in use.**

Learn more about New Jersey's gun laws at lawcenter.giffords.org/NJ.

THE STATE OF GUN VIOLENCE IN NEW MEXICO

Gun violence exacts a serious toll in New Mexico, and the state has one of the highest gun death rates in the nation. State lawmakers can and must do more to keep their constituents safe from gun violence.

GUN SUICIDE

- Nearly 68% of gun deaths in New Mexico are suicides, and more than 53% of all suicide deaths in New Mexico involve firearms.
- From 2013 to 2017, 1,245 people in New Mexico died by gun-related suicide. That's one every 35 hours.

URBAN GUN VIOLENCE

- Gun violence has a disproportionate impact on urban communities of color.
- Black and Hispanic men make up less than 24% of New Mexico's population, but account for nearly 52% of the state's gun homicide victims.
- In New Mexico, Hispanic men ages 18–24 are nearly three times more likely than white men the same age to be murdered with a gun.

DOMESTIC VIOLENCE

- Guns make domestic violence incidents far more likely to end in death.
- Nearly 50% of New Mexico's intimate partner homicides involve a gun.
- From 2007 to 2016, 44 women were killed with a gun by their intimate partner in New Mexico.

YOUNG PEOPLE AND GUNS

- Exposure to gun violence can cause lasting trauma in young people, leading to PTSD, chronic stress, and decreased future earnings.
- From 2008 to 2017, 637 people under age 25 were killed with a gun in New Mexico.
- Guns are the second-leading cause of death for New Mexico children ages 1–17.

Published January 2020. Sources: CDC WONDER, FBI Supplementary Homicide Reports.



New Mexico earned a C on our Annual Gun Law Scorecard. Visit gunlawscorecard.org to learn how to raise your state's grade.

ANNUAL COST OF
GUN VIOLENCE:

**\$1.8
BILLION**
\$852 PER RESIDENT



24 HOURS

Someone is killed with a gun every 24 hours in New Mexico. That's 367 people a year.

PROVEN SOLUTIONS TO PREVENT GUN VIOLENCE IN NEW MEXICO

New Mexico has significantly strengthened its gun laws in recent years. The state has the tenth-highest gun death rate in the country and exports crime guns at the 17th-highest rate. To build on the progress of 2019, New Mexico legislators could **fund proven community violence intervention programs and enact an extreme risk protection order law.** [Learn more about New Mexico's gun laws at lawcenter.giffords.org/NM.](http://lawcenter.giffords.org/NM)

THE STATE OF GUN VIOLENCE IN NEW YORK

New York has made important progress strengthening gun laws in recent years and has the third-lowest gun death rate in the nation. Yet lawmakers can still do more to save the 852 New Yorkers killed with a gun each year.

GUN SUICIDE

- Nearly 54% of gun deaths in New York are suicides, and more than 27% of all suicide deaths in New York involve firearms.
- From 2013 to 2017, 2,283 people in New York died by gun-related suicide—one every 19 hours.

URBAN GUN VIOLENCE

- Gun violence has a disproportionate impact on urban communities of color.
- Black men make up less than 9% of New York's population, but account for nearly 64% of the state's gun homicide victims.
- In New York, black men ages 18–24 are more than 37 times more likely than white men the same age to be murdered with a gun.

DOMESTIC VIOLENCE

- Guns make domestic violence incidents far more likely to end in death.
- Nearly 37% of New York's intimate partner homicides involve a gun.
- From 2007 to 2016, 180 women were killed with a gun by their intimate partner in New York.

YOUNG PEOPLE AND GUNS

- Exposure to gun violence can cause lasting trauma in young people, leading to PTSD, chronic stress, and decreased future earnings.
- From 2013 to 2017, 910 people under age 25 were killed with a gun in New York.
- More than a third of New York's gun homicide victims are under the age of 25.

Published January 2020. Sources: CDC WONDER, FBI Supplementary Homicide Reports.

PROVEN SOLUTIONS TO PREVENT GUN VIOLENCE IN NEW YORK

New York has some of the strongest gun laws in the country. The state has the third-lowest gun death rate and the second-lowest crime gun export rate. To continue to improve its gun safety efforts, New York legislators could **increase funding for community violence intervention programs and strengthen its laws regulating undetectable and untraceable firearms.** [Learn more about New York's gun laws at lawcenter.giffords.org/NY.](http://lawcenter.giffords.org/NY)



New York earned an A- on our Annual Gun Law Scorecard. Visit gunlawscorecard.org to learn how to raise your state's grade.

ANNUAL COST OF
GUN VIOLENCE:

**\$5.6
BILLION**

\$286 PER RESIDENT



Someone is killed with a gun every 10 hours in New York. That's 852 people a year.

THE STATE OF GUN VIOLENCE IN NORTH CAROLINA

Gun violence poses a serious health risk to the people of North Carolina, claiming the lives of 1,311 residents each year. State lawmakers can and must do more to keep their constituents safe.

GUN SUICIDE

- More than 60% of gun deaths in North Carolina are suicides, and nearly 57% of all suicide deaths in North Carolina involve firearms.
- From 2013 to 2017, 3,946 people in North Carolina died by gun-related suicide. That's one every 11 hours.

URBAN GUN VIOLENCE

- Gun violence has a disproportionate impact on urban communities of color.
- Black men make up less than 11% of North Carolina's population, but account for nearly 58% of the state's gun homicide victims.
- In North Carolina, black men ages 18–24 are nearly 19 times more likely than white men the same age to be murdered with a gun.

DOMESTIC VIOLENCE

- Guns make domestic violence incidents far more likely to end in death.
- Nearly 61% of North Carolina's intimate partner homicides involve a gun.
- From 2007 to 2016, 209 women were killed with a gun by their intimate partner in North Carolina.

YOUNG PEOPLE AND GUNS


- Exposure to gun violence can cause lasting trauma in young people, leading to PTSD, chronic stress, and decreased future earnings.
- From 2013 to 2017, 1,217 people under age 25 were killed with a gun in North Carolina.
- Guns are the third-leading cause of death for North Carolina children ages 1–17.

Published January 2020. Sources: CDC WONDER, FBI Supplementary Homicide Reports.

PROVEN SOLUTIONS TO PREVENT GUN VIOLENCE IN NORTH CAROLINA

North Carolina has significant room to improve its gun safety laws. The state has the 23rd-highest gun death rate in the country and imports crime guns at the 7th-highest rate. Improvements North Carolina could make to its gun laws include **funding community violence intervention programs and enacting an extreme risk protection order law.**

Learn more about North Carolina's gun laws at lawcenter.giffords.org/NC.



North Carolina earned a D on our Annual Gun Law Scorecard. Visit gunlawscorecard.org to learn how to raise your state's grade.

ANNUAL COST OF
GUN VIOLENCE:

**\$7.4
BILLION**

\$754 PER RESIDENT



7 HOURS
Someone is killed with a gun every seven hours in North Carolina. That's 1,311 people a year.

THE STATE OF GUN VIOLENCE IN **NORTH DAKOTA**

North Dakota's lack of gun safety laws endanger its residents, particularly those residents at risk for suicide. Legislators owe it to their constituents to take proactive measures to save lives from gun violence.

GUN SUICIDE

- Nearly 87% of gun deaths in North Dakota are suicides, and nearly 60% of all suicide deaths in North Dakota involve firearms.
- From 2008 to 2017, 680 people in North Dakota died by gun-related suicide.

DOMESTIC VIOLENCE

- Guns make domestic violence incidents far more likely to end in death.
- 50% of North Dakota's intimate partner homicides involve a gun.

TRAFFICKING

- Because of the state's weak gun laws, guns are purchased in North Dakota and trafficked to states with stronger gun laws, where they end up in the hands of criminals and people unable to pass a background check.
- From 2013 to 2017, 989 guns originally purchased in North Dakota were recovered after being used in crime in other states.


YOUNG PEOPLE AND GUNS

- Exposure to gun violence can cause lasting trauma in young people, leading to PTSD, chronic stress, and decreased future earnings.
- From 2008 to 2017, 164 people under age 25 were killed with a gun in North Dakota.
- Guns are the second-leading cause of death for North Dakota children ages 1-17.

Published January 2020. Sources: CDC WONDER, ATF Firearms Trace Data Reports, FBI Supplementary Homicide Reports.

PROVEN SOLUTIONS TO PREVENT GUN VIOLENCE IN NORTH DAKOTA

North Dakota has very weak gun laws. The state has the 25th-highest gun death rate in the country and the 15th-highest crime gun export rate. To save lives from gun violence, North Dakota could **require a background check and waiting period on all gun purchases and enact an extreme risk protection order law.** [Learn more about North Dakota's gun laws at lawcenter.giffords.org/ND.](https://www.lawcenter.giffords.org/ND)



North Dakota earned an F on our Annual Gun Law Scorecard. Visit gunlawscorecard.org to learn how to raise your state's grade.

**ANNUAL COST OF
GUN VIOLENCE:**

**\$421
MILLION**
\$598 PER RESIDENT



4 DAYS

Someone is killed with a gun every four days in North Dakota. That's 93 people a year.

THE STATE OF GUN VIOLENCE IN OHIO

Gun violence poses a serious public safety risk to residents of Ohio, over 1,400 of whom die from gun violence each year. By failing to enact strong gun laws, Ohio lawmakers continue to endanger their constituents.

GUN SUICIDE

- Nearly 61% of gun deaths in Ohio are suicides, and more than 52% of all suicide deaths in Ohio involve firearms.
- From 2013 to 2017, 4,249 people in Ohio died by gun-related suicide. That's one every 10 hours.

URBAN GUN VIOLENCE

- Gun violence has a disproportionate impact on urban communities of color.
- Black men make up less than 7% of Ohio's population, but account for nearly 64% of the state's gun homicide victims.
- In Ohio, black men ages 18–24 are nearly 32 times more likely than white men the same age to be murdered with a gun.

DOMESTIC VIOLENCE

- Guns make domestic violence incidents far more likely to end in death.
- Nearly 62% of Ohio's intimate partner homicides involve a gun.
- From 2007 to 2016, 169 women were killed with a gun by their intimate partner in Ohio.

YOUNG PEOPLE AND GUNS

- Exposure to gun violence can cause lasting trauma in young people, leading to PTSD, chronic stress, and decreased future earnings.
- From 2013 to 2017, 1,488 people under age 25 were killed with a gun in Ohio.
- Guns are the second-leading cause of death for Ohio children ages 1–17.

Published January 2020. Sources: CDC WONDER, FBI Supplementary Homicide Reports.

PROVEN SOLUTIONS TO PREVENT GUN VIOLENCE IN OHIO

Ohio has significant room for improvement with regard to gun safety. The state has the 22nd-highest gun death rate and is a net exporter of crime guns. To save lives from gun violence, Ohio legislators could **require universal background checks and regulate undetectable and untraceable firearms**. [Learn more about Ohio's gun laws at \[lawcenter.giffords.org/OH\]\(http://lawcenter.giffords.org/OH\).](#)



Ohio earned a D on our Annual Gun Law Scorecard. Visit gunlawscorecard.org to learn how to raise your state's grade.

ANNUAL COST OF GUN VIOLENCE:

\$7.3 BILLION

\$628 PER RESIDENT



6 HOURS

Someone is killed with a gun every six hours in Ohio. That's 1,402 people every year.

THE STATE OF GUN VIOLENCE IN OKLAHOMA

Gun violence has a devastating impact on Oklahoma, claiming the lives of 679 residents each year. State lawmakers can and must do more to keep their constituents safe.

GUN SUICIDE

- Nearly 68% of gun deaths in Oklahoma are suicides, and nearly 61% of all suicide deaths in Oklahoma involve firearms.
- From 2013 to 2017, 2,292 people in Oklahoma died by gun-related suicide. That's one every 19 hours.

URBAN GUN VIOLENCE

- Gun violence has a disproportionate impact on urban communities of color.
- Black men make up less than 5% of Oklahoma's population, but account for nearly 32% of the state's gun homicide victims.
- In Oklahoma, black men ages 18–24 are more than 8 times more likely than white men the same age to be murdered with a gun.

DOMESTIC VIOLENCE

- Guns make domestic violence incidents far more likely to end in death.
- More than 57% of Oklahoma's intimate partner homicides involve a gun.
- From 2007 to 2016, 107 women were killed with a gun by their intimate partner in Oklahoma.


YOUNG PEOPLE AND GUNS

- Exposure to gun violence can cause lasting trauma in young people, leading to PTSD, chronic stress, and decreased future earnings.
- From 2008 to 2017, 1,161 people under age 25 were killed with a gun in Oklahoma.
- Guns are the second-leading cause of death for Oklahoma children ages 1–17.

Published January 2020. Sources: CDC WONDER, FBI Supplementary Homicide Reports.

PROVEN SOLUTIONS TO PREVENT GUN VIOLENCE IN OKLAHOMA

Oklahoma has very weak gun laws. The state has the 13th-highest gun death rate in the country and exports crime guns at the 24th-highest rate. To protect residents from gun violence, Oklahoma legislators could **require a background check and waiting period on all gun sales and require people who live with minors to store their firearms safely.** [Learn more about Oklahoma's gun laws at lawcenter.giffords.org/OK.](https://www.lawcenter.giffords.org/OK)



Oklahoma earned an F on our Annual Gun Law Scorecard. Visit gunlawscorecard.org to learn how to raise your state's grade.

ANNUAL COST OF GUN VIOLENCE:

**\$3.5
BILLION**

\$911 PER RESIDENT



13 HOURS

Someone is killed with a gun every 13 hours in Oklahoma. That's 679 people a year.

THE STATE OF GUN VIOLENCE IN OREGON

Despite the state's relatively strong gun laws, 497 lives are lost to gun violence in Oregon each year. Most of these gun deaths are suicides. More can and must be done to save these lives.

GUN SUICIDE

- Nearly 82% of gun deaths in Oregon are suicides, and more than 53% of all suicide deaths in Oregon involve firearms.
- From 2013 to 2017, 2,037 people in Oregon died by gun-related suicide. That's one every 22 hours.

DOMESTIC VIOLENCE

- Guns make domestic violence incidents far more likely to end in death.
- Nearly 65% of Oregon's intimate partner homicides involve a gun.
- From 2007 to 2016, 71 women were killed with a gun by their intimate partner in Oregon.

TRAFFICKING

- Oregon's relatively strong gun laws are undermined by gun trafficking. Guns are purchased in states with weaker gun laws and brought into Oregon, where they end up in the hands of criminals and people unable to pass a background check.
- From 2013 to 2017, 3,614 guns originally purchased in other states were recovered after being used in crime in Oregon.


YOUNG PEOPLE AND GUNS

- Exposure to gun violence can cause lasting trauma in young people, leading to PTSD, chronic stress, and decreased future earnings.
- From 2008 to 2017, 589 people under age 25 were killed with a gun in Oregon.
- Guns are the third-leading cause of death for Oregon children ages 1-17.

Published January 2020. Sources: CDC WONDER, ATF Firearms Trace Data Report, FBI Supplementary Homicide Reports.

PROVEN SOLUTIONS TO PREVENT GUN VIOLENCE IN OREGON

While Oregon has enacted several basic gun safety laws, the state has significant room for improvement. Oregon has the 21st-lowest gun death rate and exports and imports crime guns at close to the national rates. To save lives from gun violence, Oregon legislators could **require people who live with minor children to store their firearms safely and restrict untraceable and undetectable firearms.** [Learn more about Oregon's gun laws at lawcenter.giffords.org/OR.](https://www.lawcenter.giffords.org/OR)



Oregon earned a C+ on our Annual Gun Law Scorecard. Visit gunlawscorecard.org to learn how to raise your state's grade.

ANNUAL COST OF
GUN VIOLENCE:

**\$2.6
BILLION**

\$654 PER RESIDENT



18 HOURS

Someone is killed with a gun every 18 hours in Oregon. That's 497 people a year.

THE STATE OF GUN VIOLENCE IN PENNSYLVANIA

Gun violence has a devastating impact on Pennsylvania, claiming the lives of 1,503 residents each year and wounding even more. State lawmakers can and must act to strengthen gun laws and keep their constituents safe.

GUN SUICIDE

- Nearly 63% of gun deaths in Pennsylvania are suicides, and approximately half of all suicide deaths in Pennsylvania involve firearms.
- From 2013 to 2017, 4,716 people in Pennsylvania died by gun-related suicide—one every 9 hours.

URBAN GUN VIOLENCE

- Gun violence has a disproportionate impact on urban communities of color.
- Black men make up just 6% of Pennsylvania's population, but account for nearly 64% of the state's gun homicide victims.
- In Pennsylvania, black men ages 18–24 are more than 36 times more likely than white men the same age to be murdered with a gun.

DOMESTIC VIOLENCE

- Guns make domestic violence incidents far more likely to end in death.
- Nearly 55% of Pennsylvania's intimate partner homicides involve a gun.
- From 2007 to 2016, 233 women were killed with a gun by their intimate partner in Pennsylvania.


YOUNG PEOPLE AND GUNS

- Exposure to gun violence can cause lasting trauma in young people, leading to PTSD, chronic stress, and decreased future earnings.
- From 2013 to 2017, 1,548 people under age 25 were killed with a gun in Pennsylvania.
- Gun violence and car crashes are tied as the leading cause of death for Pennsylvania children ages 1–17.

Published January 2020. Sources: CDC WONDER, FBI Supplementary Homicide Reports.

PROVEN SOLUTIONS TO PREVENT GUN VIOLENCE IN PENNSYLVANIA

Pennsylvania has enacted modest gun safety laws in recent years but still has significant room for improvement. The state has the 25th-lowest gun death rate in the country and exports crime guns at around the national average rate. In addition to expanding its background checks laws, Pennsylvania legislators should **consider funding community violence intervention programs and passing an extreme risk protection order law.** [Learn more about Pennsylvania's gun laws at \[lawcenter.giffords.org/PA\]\(http://lawcenter.giffords.org/PA\).](#)



Pennsylvania earned a C+ on our Annual Gun Law Scorecard. Visit gunlawscorecard.org to learn how to raise your state's grade.

ANNUAL COST OF
GUN VIOLENCE:

**\$8.5
BILLION**

\$665 PER RESIDENT



6 HOURS
Someone is killed with a gun every six hours in Pennsylvania. That's 1,503 people a year.

THE STATE OF GUN VIOLENCE IN RHODE ISLAND

Even though Rhode Island has stronger gun safety laws than many other states, lawmakers should continue to act proactively to protect the constituents who are killed and wounded by guns every year.

GUN SUICIDE

- Nearly 70% of gun deaths in Rhode Island are suicides, and more than a quarter of all suicide deaths in Rhode Island involve firearms.
- From 2008 to 2017, 301 people in Rhode Island died by gun-related suicide.

URBAN GUN VIOLENCE

- Gun violence has a disproportionate impact on urban communities of color.
- Black men make up just 4% of Rhode Island's population, but account for nearly 30% of the state's gun homicide victims.
- In Rhode Island, black men ages 18–35 are nearly 7 times more likely than white men the same age to be murdered with a gun.


DOMESTIC VIOLENCE

- Guns make domestic violence incidents far more likely to end in death.
- 25% of Rhode Island's intimate partner homicides involve a gun.

YOUNG PEOPLE AND GUNS

- Exposure to gun violence can cause lasting trauma in young people, leading to PTSD, chronic stress, and decreased future earnings.
- From 2008 to 2017, 91 people under age 25 were killed with a gun in Rhode Island.

Published January 2020. Sources: CDC WONDER, FBI Supplementary Homicide Reports.



Rhode Island earned a B+ on our Annual Gun Law Scorecard. Visit gunlawscorecard.org to learn how to raise your state's grade.

ANNUAL COST OF
GUN VIOLENCE:

**\$268
MILLION**

\$255 PER RESIDENT



8 DAYS

Someone is killed with a gun every eight days in Rhode Island. That's 47 people a year.

PROVEN SOLUTIONS TO PREVENT GUN VIOLENCE IN RHODE ISLAND

Rhode Island has relatively strong gun laws. The state has the fourth-lowest gun death rate and imports twice as many crime guns as it exports. To help save lives from gun violence, Rhode Island legislators should **consider restricting untraceable and undetectable firearms and funding community violence intervention programs.**

Learn more about Rhode Island's gun laws at lawcenter.giffords.org/RI.

THE STATE OF GUN VIOLENCE IN SOUTH CAROLINA

Gun violence poses a serious public safety risk to South Carolinians, more than 800 of whom die from gun violence each year. By failing to enact strong gun laws, lawmakers continue to endanger their constituents.

GUN SUICIDE

- Nearly 60% of gun deaths in South Carolina are suicides, and more than 64% of all suicide deaths in South Carolina involve firearms.
- From 2013 to 2017, 2,474 people in South Carolina died by gun-related suicide. That's one every 18 hours.

URBAN GUN VIOLENCE

- Gun violence has a disproportionate impact on urban communities of color.
- Black men make up just 13% of South Carolina's population, but account for 58% of the state's gun homicide victims.
- In South Carolina, black men ages 18–24 are nearly 14 times more likely than white men the same age to be murdered with a gun.

DOMESTIC VIOLENCE

- Guns make domestic violence incidents far more likely to end in death.
- More than 65% of South Carolina's intimate partner homicides involve a gun.
- From 2007 to 2016, 175 women were killed with a gun by their intimate partner in South Carolina.


YOUNG PEOPLE AND GUNS

- Exposure to gun violence can cause lasting trauma in young people, leading to PTSD, chronic stress, and decreased future earnings.
- From 2013 to 2017, 813 people under age 25 were killed with a gun in South Carolina.
- Guns are the second-leading cause of death for South Carolina children ages 1–17.

Published January 2020. Sources: CDC WONDER, FBI Supplementary Homicide Reports.

PROVEN SOLUTIONS TO PREVENT GUN VIOLENCE IN SOUTH CAROLINA

South Carolina has very weak gun laws. The state has the 12th-highest gun death rate in the country and exports crime guns at the seventh-highest rate. To save lives from gun violence, South Carolina could **fund community violence intervention programs and require a background check before every gun purchase.** [Learn more about South Carolina's gun laws at lawcenter.giffords.org/SC.](https://www.lawcenter.giffords.org/SC)



South Carolina earned an F on our Annual Gun Law Scorecard. Visit gunlawscorecard.org to learn how to raise your state's grade.

ANNUAL COST OF GUN VIOLENCE:

**\$4.3
BILLION**
\$915 PER RESIDENT



11 HOURS
Someone is killed with a gun every 11 hours in South Carolina. That's 829 people a year.

THE STATE OF GUN VIOLENCE IN **SOUTH DAKOTA**

South Dakota's weak gun laws endanger its residents, particularly those residents at risk for suicide. Legislators owe it to their constituents to take proactive measures to save lives from gun violence.

GUN SUICIDE

- Nearly 82% of gun deaths in South Dakota are suicides, and more than 47% of all suicide deaths in South Dakota involve firearms.
- From 2008 to 2017, 717 people in South Dakota died by gun-related suicide.

DOMESTIC VIOLENCE

- Guns make domestic violence incidents far more likely to end in death.
- Nearly 40% of South Dakota's intimate partner homicides involve a gun.

TRAFFICKING

- Because of the state's weak gun laws, guns are purchased in South Dakota and trafficked to states with stronger gun laws, where they end up in the hands of criminals and people unable to pass a background check.
- From 2013 to 2017, 897 guns originally purchased in South Dakota were recovered after being used in crime in other states.

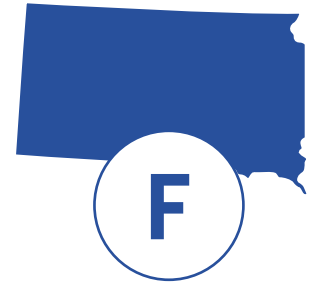
YOUNG PEOPLE AND GUNS

- Exposure to gun violence can cause lasting trauma in young people, leading to PTSD, chronic stress, and decreased future earnings.
- From 2008 to 2017, 189 people under age 25 were killed with a gun in South Dakota.
- Guns are the second-leading cause of death for South Dakota children ages 1-17.

Published January 2020. Sources: CDC WONDER, ATF Firearms Trace Data Report, FBI Supplementary Homicide Reports.

PROVEN SOLUTIONS TO PREVENT GUN VIOLENCE IN SOUTH DAKOTA

South Dakota has very weak gun laws. The state has the 18th-lowest gun death rate and is a net exporter of crime guns. Basic steps South Dakota could take to save lives from gun violence include **requiring a background check and waiting period before all firearm sales and strengthening regulations for assault weapons and large capacity magazines.** [Learn more about South Dakota's gun laws at lawcenter.giffords.org/SD.](http://lawcenter.giffords.org/SD)



South Dakota earned an F on our Annual Gun Law Scorecard. Visit gunlawscorecard.org to learn how to raise your state's grade.

**ANNUAL COST OF
GUN VIOLENCE:**

**\$440
MILLION**
\$528 PER RESIDENT



4 DAYS

Someone is killed with a gun every four days in South Dakota. That's 95 people a year.

THE STATE OF GUN VIOLENCE IN **TENNESSEE**

Tennessee's lack of basic gun safety laws contribute to its high gun death rate. More than 1,100 Tennessee residents die from gun violence each year. Lawmakers can and must do more to address this epidemic.

GUN SUICIDE

- Nearly 61% of gun deaths in Tennessee are suicides, and more than 62% of all suicide deaths in Tennessee involve firearms.
- From 2013 to 2017, 3,344 people in Tennessee died by gun-related suicide. That's one every 13 hours.

URBAN GUN VIOLENCE

- Gun violence has a disproportionate impact on urban communities of color.
- Black men make up less than 9% of Tennessee's population, but account for more than 57% of the state's gun homicide victims.
- In Tennessee, black men ages 18–24 are more than 19 times more likely than white men the same age to be murdered with a gun.

DOMESTIC VIOLENCE

- Guns make domestic violence incidents far more likely to end in death.
- Nearly 63% of Tennessee's intimate partner homicides involve a gun.
- From 2007 to 2016, 204 women were killed with a gun by their intimate partner in Tennessee.


YOUNG PEOPLE AND GUNS

- Exposure to gun violence can cause lasting trauma in young people, leading to PTSD, chronic stress, and decreased future earnings.
- From 2013 to 2017, 1,082 people under age 25 were killed with a gun in Tennessee.
- Guns are the second-leading cause of death for Tennessee children ages 1–17.

Published January 2020. Sources: CDC WONDER, FBI Supplementary Homicide Reports.

PROVEN SOLUTIONS TO PREVENT GUN VIOLENCE IN TENNESSEE

Tennessee has weak gun safety laws. The state has the 11th-highest gun death rate in the country and exports crime guns at about 1.5 times the national rate. To save lives from gun violence, Tennessee legislators could **require a background check and waiting period on all firearm purchases**. [Learn more about Tennessee's gun laws at **lawcenter.giffordslawcenter.org/TN**](https://www.giffordslawcenter.org/TN).



Tennessee earned a D- on our Annual Gun Law Scorecard. Visit [gunlawscorecard.org](https://www.gunlawscorecard.org) to learn how to raise your state's grade.

ANNUAL COST OF
GUN VIOLENCE:

**\$6
BILLION**

\$928 PER RESIDENT



8 HOURS

Someone is killed with a gun every eight hours in Tennessee. That's 1,103 people a year.

THE STATE OF GUN VIOLENCE IN TEXAS

Gun violence poses a serious public safety risk to the people of Texas, claiming the lives of 3,139 Texans each year and wounding even more. Lawmakers owe it to their constituents to pass gun safety legislation.

GUN SUICIDE

- More than 62% of gun deaths in Texas are suicides, and more than 57% of all suicide deaths in Texas involve firearms.
- From 2013 to 2017, 9,737 people in Texas died by gun-related suicide. That's one every 5 hours.

URBAN GUN VIOLENCE

- Gun violence has a disproportionate impact on urban communities of color.
- Black and Hispanic men make up less than 25% of Texas's population, but account for nearly 63% of the state's gun homicide victims.
- In Texas, black men ages 18–24 are nearly 11 times more likely than white men the same age to be murdered with a gun.

DOMESTIC VIOLENCE

- Guns make domestic violence incidents far more likely to end in death.
- Over 61% of Texas's intimate partner homicides involve a gun.
- From 2007 to 2016, 691 women were killed with a gun by their intimate partner in Texas.

YOUNG PEOPLE AND GUNS

- Exposure to gun violence can cause lasting trauma in young people, leading to PTSD, chronic stress, and decreased future earnings.
- From 2013 to 2017, 3,137 people under age 25 were killed with a gun in Texas.
- Guns are the third-leading cause of death for Texas children ages 1–17.

Published January 2020. Sources: CDC WONDER, FBI Supplementary Homicide Reports.



Texas earned an F on our Annual Gun Law Scorecard. Visit gunlawscorecard.org to learn how to raise your state's grade.

ANNUAL COST OF
GUN VIOLENCE:

**\$16.6
BILLION**

\$632 PER RESIDENT



3 HOURS

Someone is killed with a gun every three hours in Texas. That's 3,139 people a year.

PROVEN SOLUTIONS TO PREVENT GUN VIOLENCE IN TEXAS

Texas has extremely weak gun laws. The state has the 27th-highest gun death rate and is a major importer of crime guns. In addition to repealing its dangerous campus carry law, Texas legislators should consider **requiring background checks on all gun sales, enacting an extreme risk protection order law, and strengthening laws that restrict access to firearms by domestic abusers.** [Learn more about Texas's gun laws at lawcenter.giffords.org/TX.](http://lawcenter.giffords.org/TX)

THE STATE OF GUN VIOLENCE IN UTAH

Utah's weak gun laws endanger vulnerable members of the population, particularly those at risk for suicide. Utah lawmakers can and must do more to address this public safety issue.

GUN SUICIDE

- More than 84% of gun deaths in Utah are suicides, and more than half of all suicide deaths in Utah involve firearms.
- From 2013 to 2017, 1,539 people in Utah died by gun-related suicide. That's one every 28 hours.

URBAN GUN VIOLENCE

- Gun violence has a disproportionate impact on urban communities of color.
- Hispanic men make up less than 7% of Utah's population, but account for nearly 23% of the state's gun homicide victims.
- In Utah, Hispanic men ages 18–24 are more than 6 times more likely than white men the same age to be murdered with a gun.

DOMESTIC VIOLENCE

- Guns make domestic violence incidents far more likely to end in death.
- Nearly 55% of Utah's intimate partner homicides involve a gun.
- From 2007 to 2016, 35 women were killed with a gun by their intimate partner in Utah.

YOUNG PEOPLE AND GUNS

- Exposure to gun violence can cause lasting trauma in young people, leading to PTSD, chronic stress, and decreased future earnings.
- From 2008 to 2017, 601 people under age 25 were killed with a gun in Utah.
- Guns are the second-leading cause of death for Utah children ages 1–17.

Published January 2020. Sources: CDC WONDER, FBI Supplementary Homicide Reports.

PROVEN SOLUTIONS TO PREVENT GUN VIOLENCE IN UTAH

Utah has weak gun safety laws. The state has the 21st-highest gun death rate in the country and supplies crime guns to other states at twice the rate it imports them. To strengthen Utah's gun laws, legislators could **require background checks for all gun sales and pass an extreme risk protection order law.** [Learn more about Utah's gun laws at **lawcenter.giffordslawcenter.org/UT**.](https://www.giffordslawcenter.org/UT)



Utah earned a D on our Annual Gun Law Scorecard. Visit gunlawscorecard.org to learn how to raise your state's grade.

ANNUAL COST OF GUN VIOLENCE:

**\$1.8
BILLION**
\$621 PER RESIDENT



24 HOURS

Someone is killed with a gun every 24 hours in Utah. That's 365 people a year.

THE STATE OF GUN VIOLENCE IN VERMONT

Vermont made significant improvements to its gun laws in 2018, yet the state could do far more to save lives from gun violence. Legislators must step up and take proactive measures to address this public safety crisis.

GUN SUICIDE

- Nearly 88% of gun deaths in Vermont are suicides, and more than 54% of all suicide deaths in Vermont involve firearms.
- From 2008 to 2017, 597 people in Vermont died by gun-related suicide.

DOMESTIC VIOLENCE

- Guns make domestic violence incidents far more likely to end in death.
- 75% of Vermont's intimate partner homicides involve a gun.

TRAFFICKING

- Because of the state's weak gun laws, guns are purchased in Vermont and trafficked to states with stronger gun laws, where they end up in the hands of criminals and people unable to pass a background check.
- From 2013 to 2017, 846 guns originally purchased in Vermont were recovered after being used in crime in other states.


YOUNG PEOPLE AND GUNS

- Exposure to gun violence can cause lasting trauma in young people, leading to PTSD, chronic stress, and decreased future earnings.
- From 2008 to 2017, 83 people under age 25 were killed with a gun in Vermont.

Published January 2020. Sources: CDC WONDER, ATF Firearms Trace Data Reports, FBI Supplementary Homicide Reports.

PROVEN SOLUTIONS TO PREVENT GUN VIOLENCE IN VERMONT

In 2018, Vermont significantly strengthened its very weak gun laws. The state has the 17th-lowest gun death rate in the country and supplies crime guns to other states at the 19th-highest rate. To build on the state's recent progress, Vermont legislators could **require a waiting period before all gun purchases, strengthen its laws regarding gun possession by domestic abusers, and close the loophole that allows guns to be transferred before a background check is complete.** [Learn more about Vermont's gun laws at lawcenter.giffords.org/VT.](http://lawcenter.giffords.org/VT)



Vermont earned a C- on our Annual Gun Law Scorecard. Visit gunlawscorecard.org to learn how to raise your state's grade.

ANNUAL COST OF
GUN VIOLENCE:

**\$370
MILLION**

\$591 PER RESIDENT



Someone is killed with a gun every five days in Vermont. That's 70 people a year.

THE STATE OF GUN VIOLENCE IN **VIRGINIA**

Gun violence poses a serious public safety risk to Virginians, claiming the lives of 958 residents each year and wounding even more. Lawmakers owe it to their constituents to pass strong gun safety laws immediately.

GUN SUICIDE

- Nearly 67% of gun deaths in Virginia are suicides, and nearly 57% of all suicide deaths in Virginia involve firearms.
- From 2013 to 2017, 3,200 people in Virginia died by gun-related suicide. That's one every 14 hours.

URBAN GUN VIOLENCE

- Gun violence has a disproportionate impact on urban communities of color.
- Black men make up less than 10% of Virginia's population, but account for nearly 61% of the state's gun homicide victims.
- In Virginia, black men ages 18–24 are nearly 25 times more likely than white men the same age to be murdered with a gun.


DOMESTIC VIOLENCE

- Guns make domestic violence incidents far more likely to end in death.
- Nearly 63% of Virginia's intimate partner homicides involve a gun.
- From 2007 to 2016, 197 women were killed with a gun by their intimate partner in Virginia.

YOUNG PEOPLE AND GUNS

- Exposure to gun violence can cause lasting trauma in young people, leading to PTSD, chronic stress, and decreased future earnings.
- From 2013 to 2017, 926 people under age 25 were killed with a gun in Virginia.
- Guns are the leading cause of death for Virginia children ages 1–17.

Published January 2020. Sources: CDC WONDER, FBI Supplementary Homicide Reports.



Virginia earned a D on our Annual Gun Law Scorecard. Visit gunlawscorecard.org to learn how to raise your state's grade.

ANNUAL COST OF GUN VIOLENCE:

**\$5.3
BILLION**

\$641 PER RESIDENT



9 HOURS

Someone is killed with a gun every nine hours in Virginia. That's 958 people a year.

PROVEN SOLUTIONS TO PREVENT GUN VIOLENCE IN VIRGINIA

Virginia has weak gun laws overall. The state has the 19th-lowest gun death rate and exports crime guns to other states at the 12th-highest rate. To save lives from gun violence, Virginia legislators could **require a background check and waiting period before all gun purchases, enact an extreme risk protection law, and increase funding for community violence intervention programs.** [Learn more about Virginia's gun laws at lawcenter.giffords.org/VA.](http://lawcenter.giffords.org/VA)

THE STATE OF GUN VIOLENCE IN WASHINGTON

While Washington has relatively strong gun safety laws, hundreds of residents are still killed with a gun each year and even more are wounded. State lawmakers must continue to enact proactive gun safety measures.

GUN SUICIDE

- 76% of gun deaths in Washington are suicides, and nearly 48% of all suicide deaths in Washington involve firearms.
- From 2013 to 2017, 2,725 people in Washington died by gun-related suicide. That's one every 16 hours.

URBAN GUN VIOLENCE

- Gun violence has a disproportionate impact on urban communities of color.
- Black men make up less than 3% of Washington's population, but account for more than 21% of the state's gun homicide victims.
- In Washington, black men ages 18–24 are 20 times more likely than white men the same age to be murdered with a gun.

DOMESTIC VIOLENCE

- Guns make domestic violence incidents far more likely to end in death.
- Nearly 47% of Washington's intimate partner homicides involve a gun.
- From 2007 to 2016, 94 women were killed with a gun by their intimate partner in Washington.


YOUNG PEOPLE AND GUNS

- Exposure to gun violence can cause lasting trauma in young people, leading to PTSD, chronic stress, and decreased future earnings.
- From 2013 to 2017, 622 people under age 25 were killed with a gun in Washington.
- Guns are the third-leading cause of death for Washington children ages 1–17.

Published January 2020. Sources: CDC WISQARS, FBI Supplementary Homicide Reports.

PROVEN SOLUTIONS TO PREVENT GUN VIOLENCE IN WASHINGTON

Over the past several years Washington has significantly strengthened its gun laws. The state has the 13th-lowest gun death rate in the country and supplies crime guns to other states at the 14th-lowest rate. To further improve its gun laws, Washington could **invest in community violence intervention programs and close the dangerous loophole that allows abusive dating partners to keep their guns.** [Learn more about Washington's gun laws at \[lawcenter.giffordslawcenter.org/WA\]\(https://www.giffordslawcenter.org/WA\).](https://www.giffordslawcenter.org/WA)



Washington earned a B+ on our Annual Gun Law Scorecard. Visit gunlawscorecard.org to learn how to raise your state's grade.

ANNUAL COST OF
GUN VIOLENCE:

**\$3.8
BILLION**
\$544 PER RESIDENT



12 HOURS
Someone is killed with a gun every 12 hours in Washington. That's 717 people a year.

THE STATE OF GUN VIOLENCE IN WEST VIRGINIA

Gun violence enacts a serious toll in West Virginia, with 305 lives lost each year to firearms and even more wounded. More should be done to protect residents, particularly those at elevated risk of suicide.

GUN SUICIDE

- More than 76% of gun deaths in West Virginia are suicides, and more than 65% of all suicide deaths in West Virginia involve firearms.
- From 2013 to 2017, 1,162 people in West Virginia died by gun-related suicide.

URBAN GUN VIOLENCE

- Gun violence has a disproportionate impact on urban communities of color.
- Black men make up just 2% of West Virginia's population, but account for nearly 20% of the state's gun homicide victims.
- In West Virginia, black men ages 18–24 are more than 10 times more likely than white men the same age to be murdered with a gun.

DOMESTIC VIOLENCE

- Guns make domestic violence incidents far more likely to end in death.
- More than 53% of West Virginia's intimate partner homicides involve a gun.
- From 2007 to 2016, 43 women were killed with a gun by their intimate partner in West Virginia.


YOUNG PEOPLE AND GUNS

- Exposure to gun violence can cause lasting trauma in young people, leading to PTSD, chronic stress, and decreased future earnings.
- From 2008 to 2017, 345 people under age 25 were killed with a gun in West Virginia.
- Guns are the second-leading cause of death for West Virginia children ages 1–17.

Published January 2020. Sources: CDC WONDER, FBI Supplementary Homicide Reports.

PROVEN SOLUTIONS TO PREVENT GUN VIOLENCE IN WEST VIRGINIA

West Virginia has very weak gun laws. The state has the ninth-highest gun death rate in the country and exports crime guns at the second-highest rate. Basic steps West Virginia could take to save lives from gun violence include **requiring a background check and waiting period before each gun purchase and repealing its dangerous permitless carry law.** [Learn more about West Virginia's gun laws at lawcenter.giffords.org/WV.](https://www.lawcenter.giffords.org/WV)



West Virginia earned an F on our Annual Gun Law Scorecard. Visit gunlawscorecard.org to learn how to raise your state's grade.

ANNUAL COST OF
GUN VIOLENCE:

**\$1.6
BILLION**

\$858 PER RESIDENT



29 HOURS

Someone is killed with a gun every 29 hours in West Virginia. That's 305 people a year.

THE STATE OF GUN VIOLENCE IN WISCONSIN

Gun violence exacts a serious toll in Wisconsin, claiming the lives of 592 residents a year and wounding hundreds more. State lawmakers can and must do more to keep their constituents safe from this deadly epidemic.

GUN SUICIDE

- More than 71% of gun deaths in Wisconsin are suicides, and nearly 50% of all suicide deaths in Wisconsin involve firearms.
- From 2013 to 2017, 2,103 people in Wisconsin died by gun-related suicide. That's one every 21 hours.

URBAN GUN VIOLENCE

- Gun violence has a disproportionate impact on urban communities of color.
- Black men make up less than 4% of Wisconsin's population, but account for nearly 60% of the state's gun homicide victims.
- In Wisconsin, black men ages 18–24 are more than 50 times more likely than white men the same age to be murdered with a gun.

DOMESTIC VIOLENCE

- Guns make domestic violence incidents far more likely to end in death.
- Nearly 50% of Wisconsin's intimate partner homicides involve a gun.
- From 2007 to 2016, 63 women were killed with a gun by their intimate partner in Wisconsin.

YOUNG PEOPLE AND GUNS

- Exposure to gun violence can cause lasting trauma in young people, leading to PTSD, chronic stress, and decreased future earnings.
- From 2013 to 2017, 568 people under age 25 were killed with a gun in Wisconsin.
- Guns are the second-leading cause of death for Wisconsin children ages 1–17.

Published January 2020. Sources: CDC WISQARS, FBI Supplementary Homicide Reports.



Wisconsin earned a C- on our Annual Gun Law Scorecard. Visit gunlawscorecard.org to learn how to raise your state's grade.

ANNUAL COST OF
GUN VIOLENCE:

**\$2.9
BILLION**

\$514 PER RESIDENT



Someone is killed with a gun every 15 hours in Wisconsin. That's 592 people a year.

PROVEN SOLUTIONS TO PREVENT GUN VIOLENCE IN WISCONSIN

While Wisconsin has enacted a handful of gun safety laws, the state still has significant room for improvement. Wisconsin has the 12th-lowest gun death rate in the country and exports crime guns to other states at the 15th-lowest rate. To save lives from gun violence, **Wisconsin legislators could fund community violence programs and require background checks for all gun sales.** [Learn more about Wisconsin's gun laws at lawcenter.giffords.org/WI.](http://lawcenter.giffords.org/WI)

THE STATE OF GUN VIOLENCE IN **WYOMING**

Wyoming's weak gun laws put its residents at risk, particularly those residents at risk for suicide. Legislators owe it to their constituents to take proactive measures to save lives from gun violence.

GUN SUICIDE

- Nearly 86% of gun deaths in Wyoming are suicides, and more than 63% of all suicide deaths in Wyoming involve firearms.
- From 2008 to 2017, 886 people in Wyoming died by gun-related suicide.

DOMESTIC VIOLENCE

- Guns make domestic violence incidents far more likely to end in death.
- 70% of Wyoming's intimate partner homicides involve a gun.

TRAFFICKING

- Because of the state's weak gun laws, guns are purchased in Wyoming and trafficked to states with stronger gun laws, where they end up in the hands of criminals and people unable to pass a background check.
- From 2013 to 2017, 1,287 guns originally purchased in Wyoming were recovered after being used in crime in other states.

YOUNG PEOPLE AND GUNS


- Exposure to gun violence can cause lasting trauma in young people, leading to PTSD, chronic stress, and decreased future earnings.
- From 2008 to 2017, 178 people under age 25 were killed with a gun in Wyoming.
- Guns are the second-leading cause of death for Wyoming children ages 1-17.

Published January 2020. Sources: CDC WONDER, ATF Firearms Trace Data Reports, FBI Supplementary Homicide Reports.

PROVEN SOLUTIONS TO PREVENT GUN VIOLENCE IN WYOMING

Wyoming has some of the weakest gun laws in the country. The state has the eighth-highest gun death rate and exports crime guns to other states at the fourth-highest rate. To save lives from gun violence, Wyoming could **require background checks for all gun sales and repeal its dangerous permitless concealed carry law.**

Learn more about Wyoming's gun laws at lawcenter.giffords.org/WY.



Wyoming earned an F on our Annual Gun Law Scorecard. Visit gunlawscorecard.org to learn how to raise your state's grade.

ANNUAL COST OF
GUN VIOLENCE:

**\$545
MILLION**

\$948 PER RESIDENT



4 DAYS

Someone is killed with a gun every four days in Wyoming. That's 104 people a year.